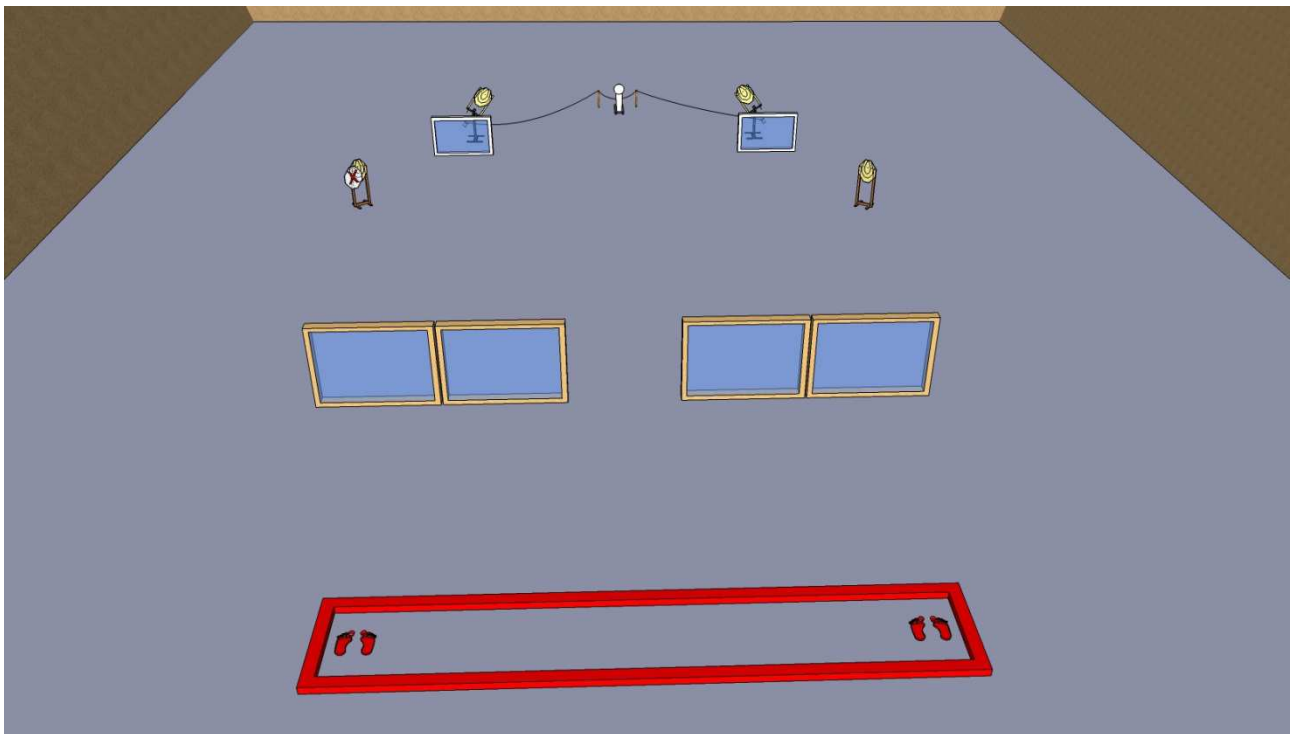




Stage descriptions of RWS 2017 match

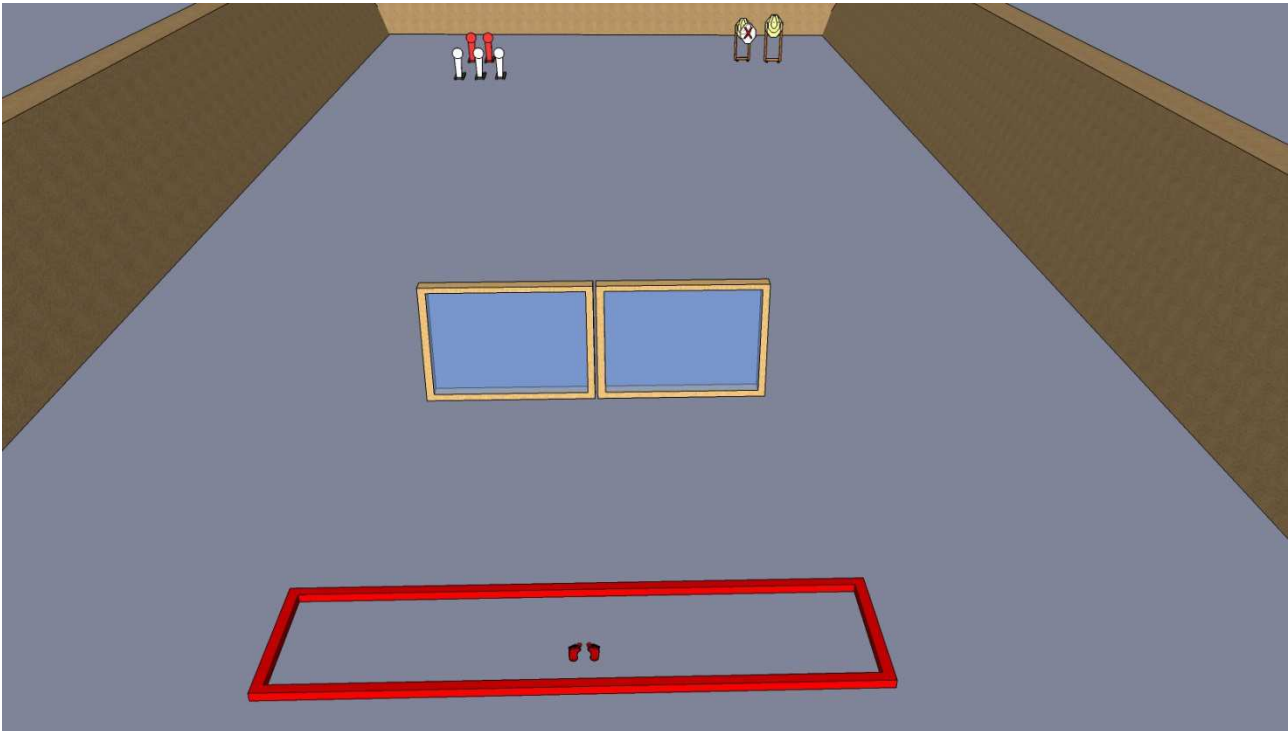
Inspected and approved 30.5.2017 by Taisto Takkumaki

Stage 1: Sahara



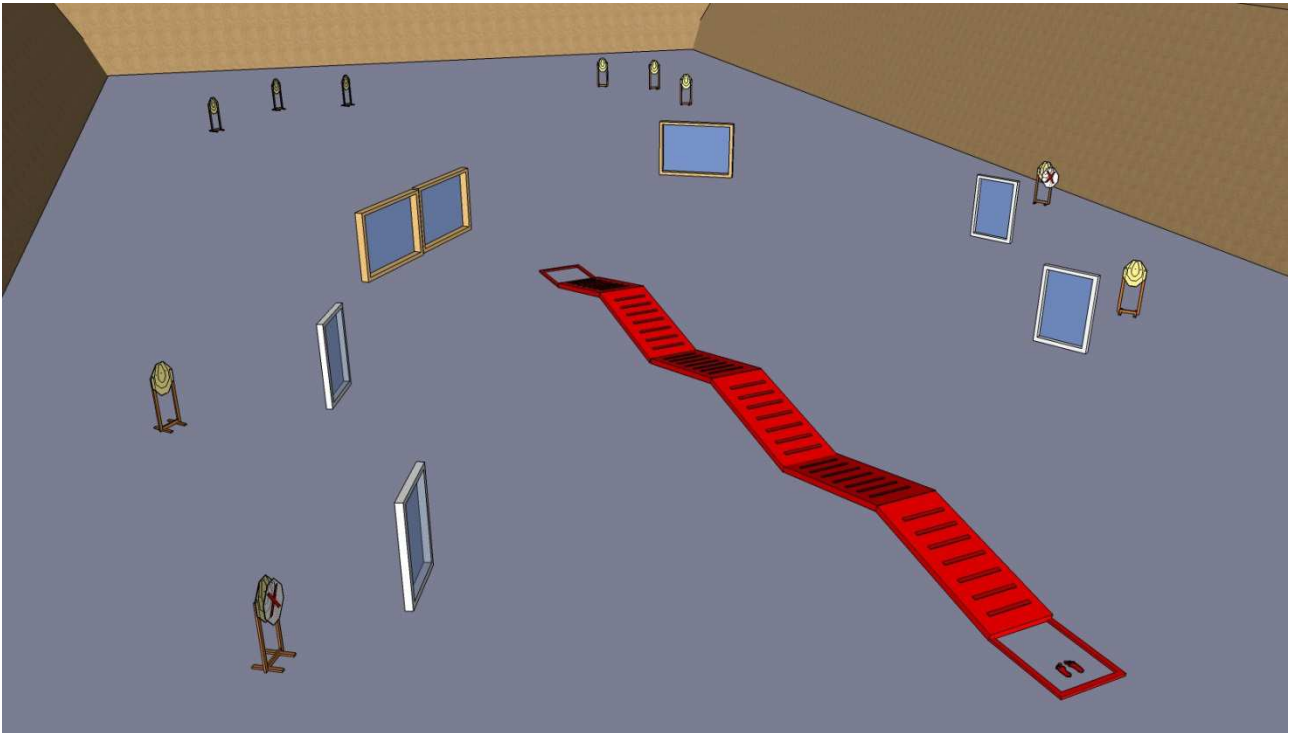
Targets	4 IPSC targets, 1 IPSC popper, 1 NS target
Minimum Rounds	9
Max Points	45
Course Type	Short course
Distance	40-51m
Rifle Ready Condition	Option 1
Start Position	Foot touching left or right fault line.
Time Starts	On audible signal
Procedure	Engage all targets from designated area. Popper releases the swinger. Moving targets remain visible at rest.
Designer	Andrey Fedorov, Roman Fedorov

Stage 2: Cape Town



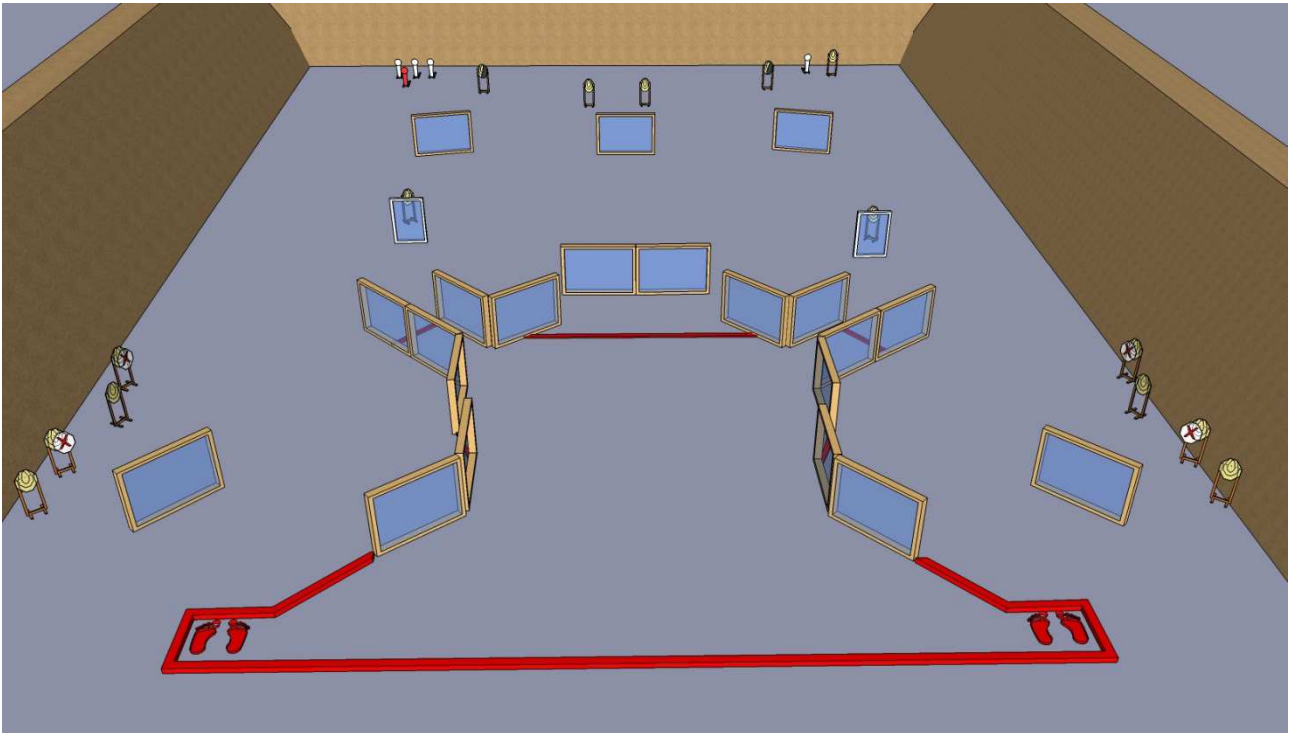
Targets	2 IPSC targets, 3 IPSC mini popper, some NS targets poppers
Minimum Rounds	7
Max Points	35
Course Type	Short course
Distance	51m
Rifle Ready Condition	Option 1
Start Position	Heels touching the marks in the middle of back fault line.
Time Starts	On audible signal
Procedure	Engage all targets from designated area.
Designer	Andrey Fedorov, Roman Fedorov

Stage 3: Kilimajaro



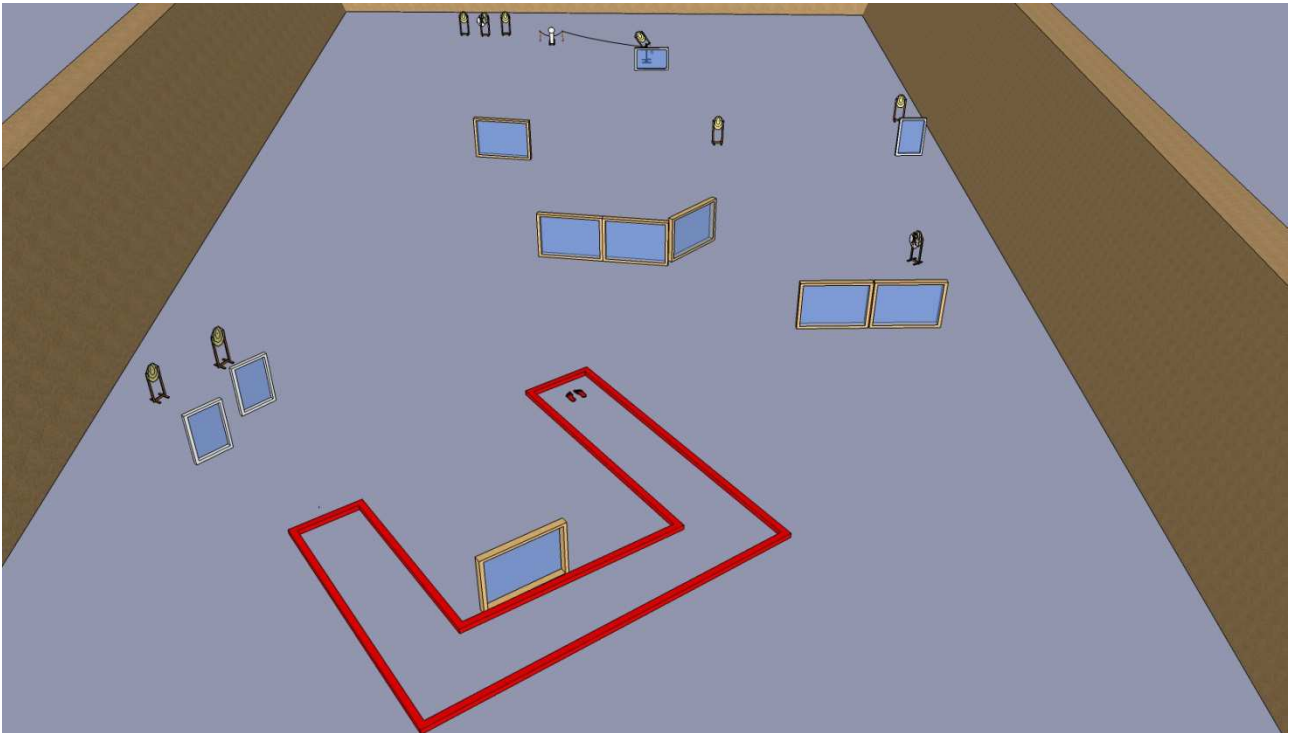
Targets	10 IPSC targets, Some NS targets
Minimum Rounds	20
Max Points	100
Course Type	Medium course
Distance	20-59m
Rifle Ready Condition	Option 1
Start Position	Heels touching the marks.
Time Starts	On audible signal
Procedure	Engage all targets from designated area.
Designer	Andrey Fedorov, Roman Fedorov

Stage 4: Rhinoceros



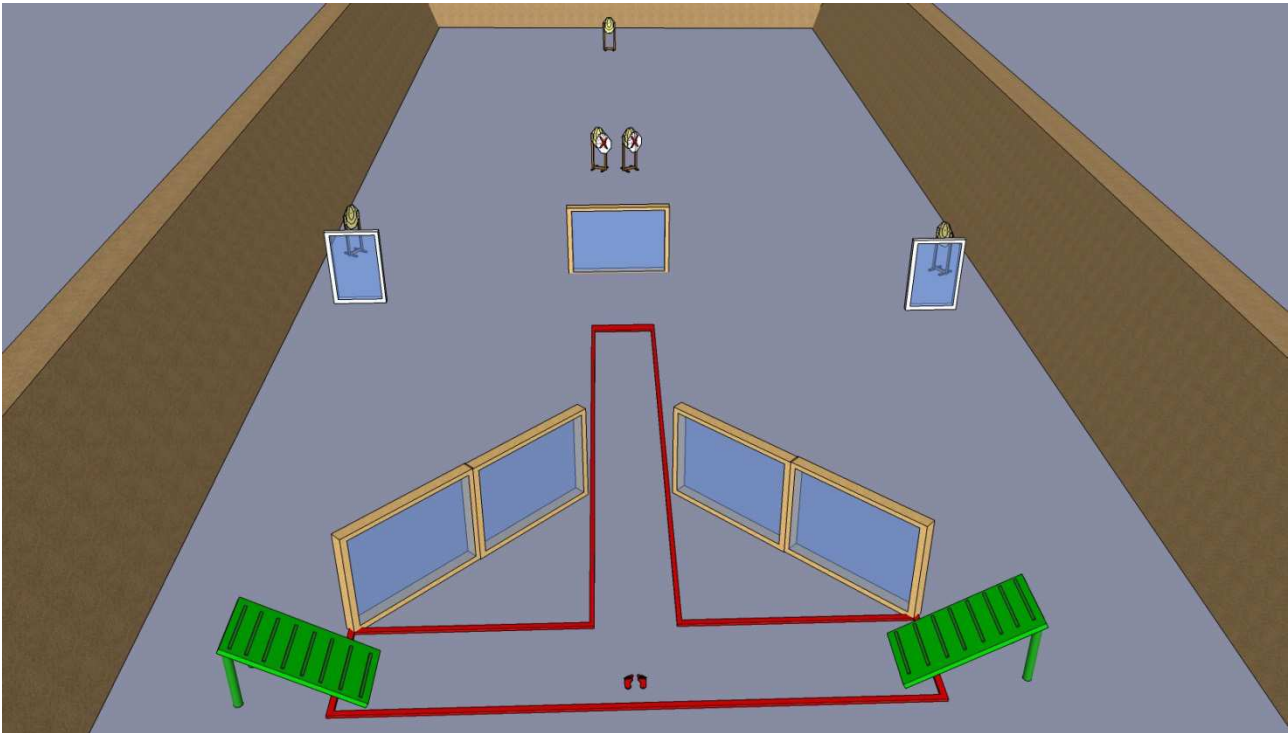
Targets	15 IPSC targets, 4 IPSC poppers, Some NS targets
Minimum Rounds	34
Max Points	170
Course Type	Long course
Distance	12-51m
Rifle Ready Condition	Option 1
Start Position	Heels touching the marks on either corner left or right.
Time Starts	On audible signal
Procedure	Engage all targets from designated area.
Designer	Andrey Fedorov, Roman Fedorov

Stage 5: Nile



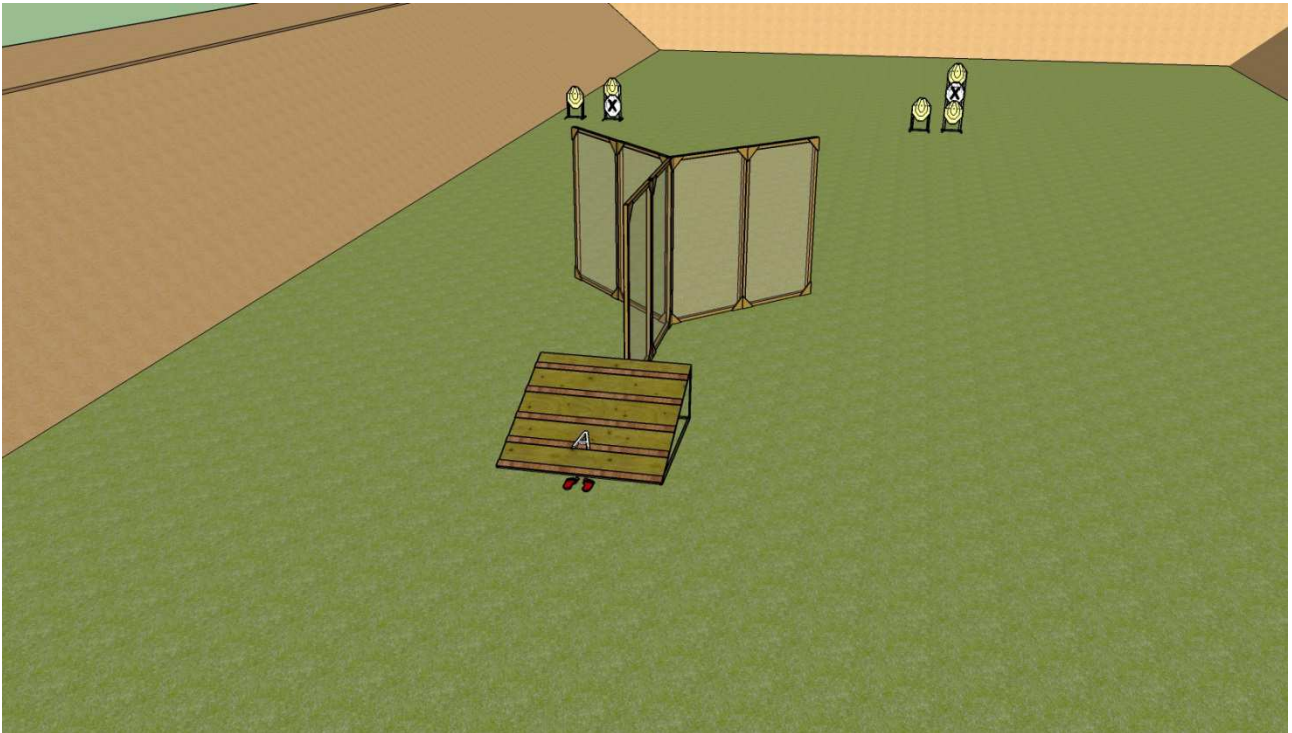
Targets	9 IPSC targets, 1 IPSC popper, Some NS targets
Minimum Rounds	19
Max Points	95
Course Type	Medium course
Distance	15-51m
Rifle Ready Condition	Option 1
Start Position	Toes touching the marks.
Time Starts	On audible signal
Procedure	Engage all targets from designated area. Popper releases the swinger. Moving targets remain visible at rest.
Designer	Andrey Fedorov, Roman Fedorov

Stage 6: Victoria



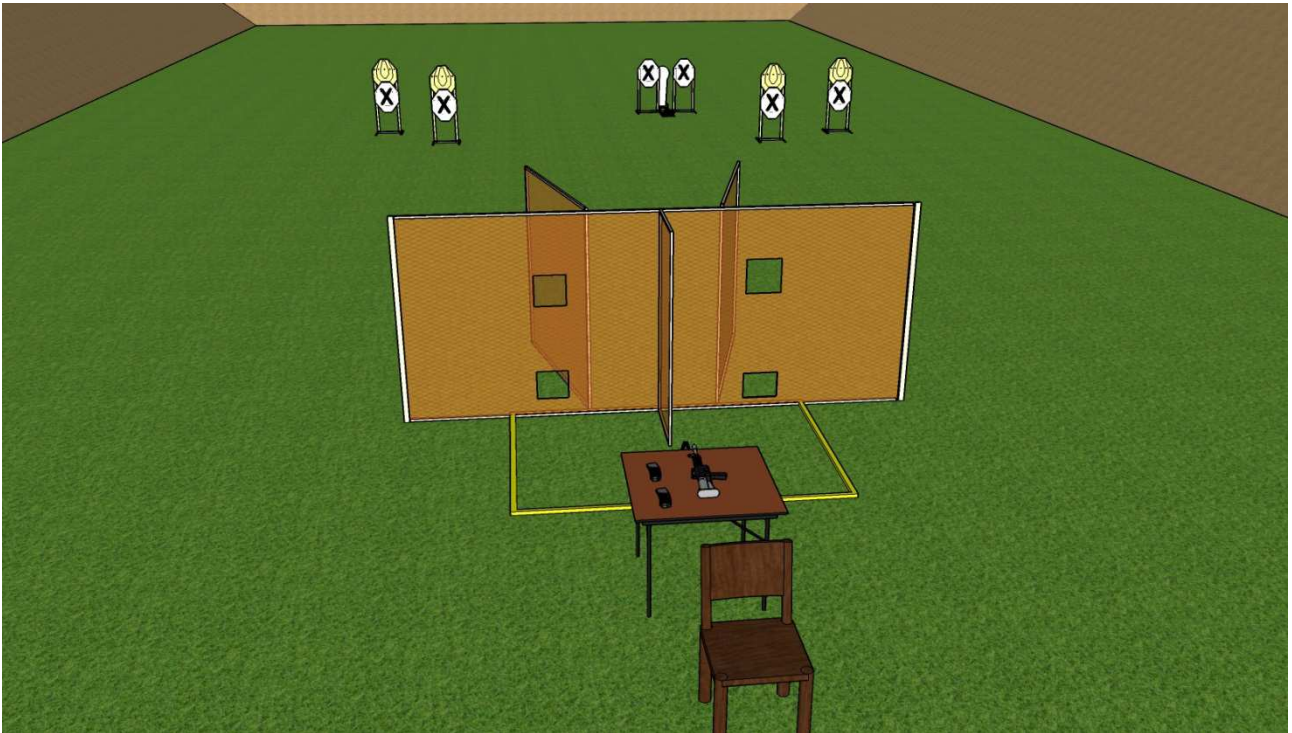
Targets	5 IPSC targets, some NS targets
Minimum Rounds	10
Max Points	50
Course Type	Short course
Distance	15-50m
Rifle Ready Condition	Option 1
Start Position	Heels touching marks..
Time Starts	On audible signal
Procedure	Engage all targets from designated area.
Designer	Andrey Fedorov, Roman Fedorov

Stage 7: Kangaroo



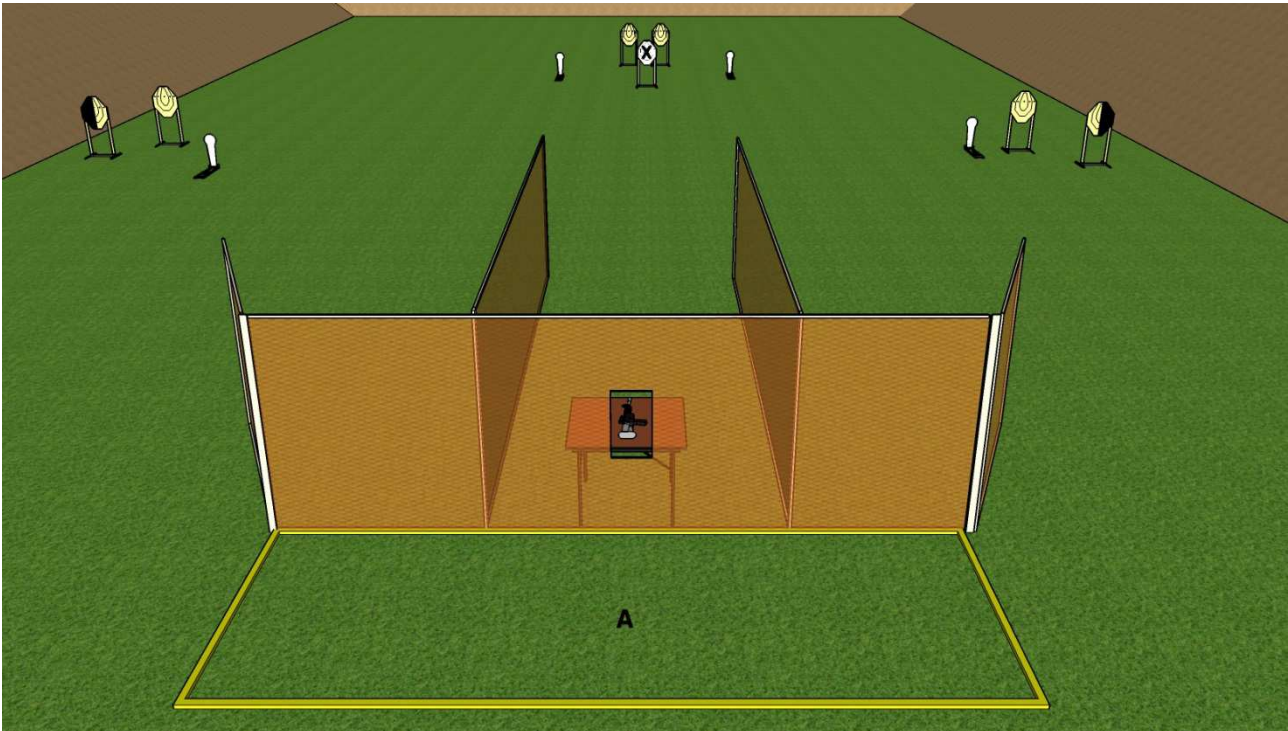
Targets	5 IPSC targets, Some NS targets
Minimum Rounds	10
Max Points	50
Course type	Short course
Distance	75m
Rifle Ready Condition	Option 1
Start Position	Standing outside of area A. Toes touching the marks on fault line.
Time Starts	On audible signal
Procedure	Engage all targets from area A.
Designer	Masa Kuitunen and Taisto Takkumaki

Stage 8: Milford Sound



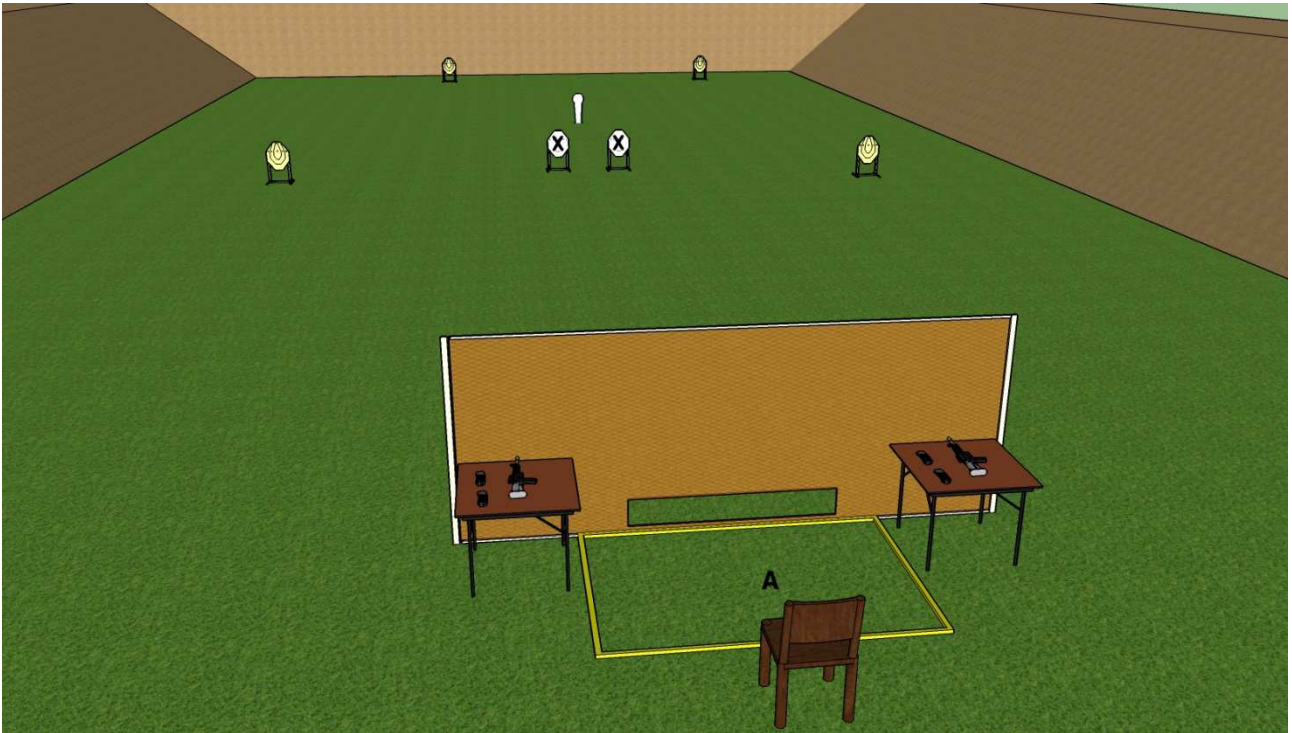
Targets	4 IPSC targets, 1 IPSC Popper, some NS targets
Minimum Rounds	9
Max Points	50 (popper is 10 points)
Course Type	Short course
Distance	80-135m
Rifle Ready Condition	Option 2
Start Position	Sitting in the chair, facing uprange, Rifle in table, barrel pointing back stop.
Time Starts	On audible signal
Procedure	Engage all targets from designated area.
Designer	Masa Kuitunen and Taisto Takkumaki

Stage 9: Ayers Rock



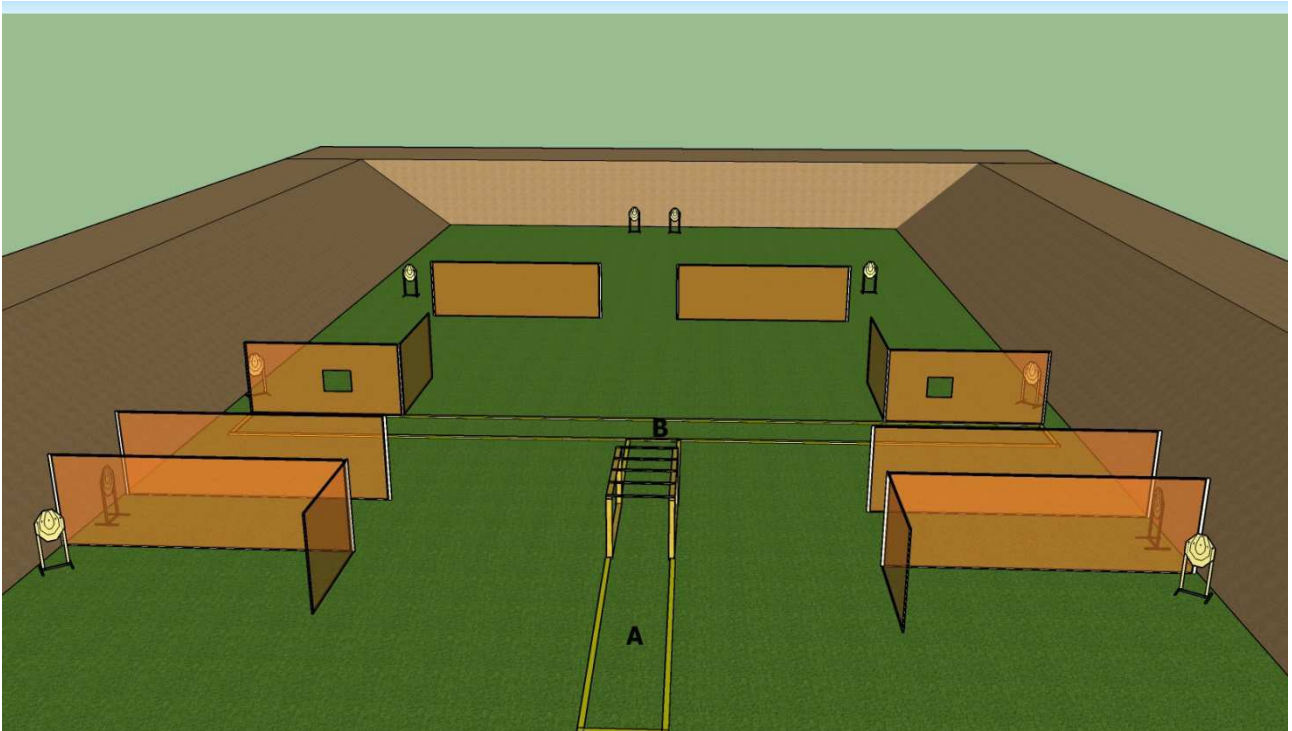
Targets	6 IPSC targets, 4 IPSC mini poppers, 1 NS target
Minimum Rounds	16
Max Points	80
Course type	Medium course
Distance	65-100m
Rifle Ready Condition	Option 1, rifle flat on the table.
Start Position	Anywhere in area A.
Time Starts	On audible signal
Procedure	Engage all targets from the designated area.

Stage 10: Boomerang



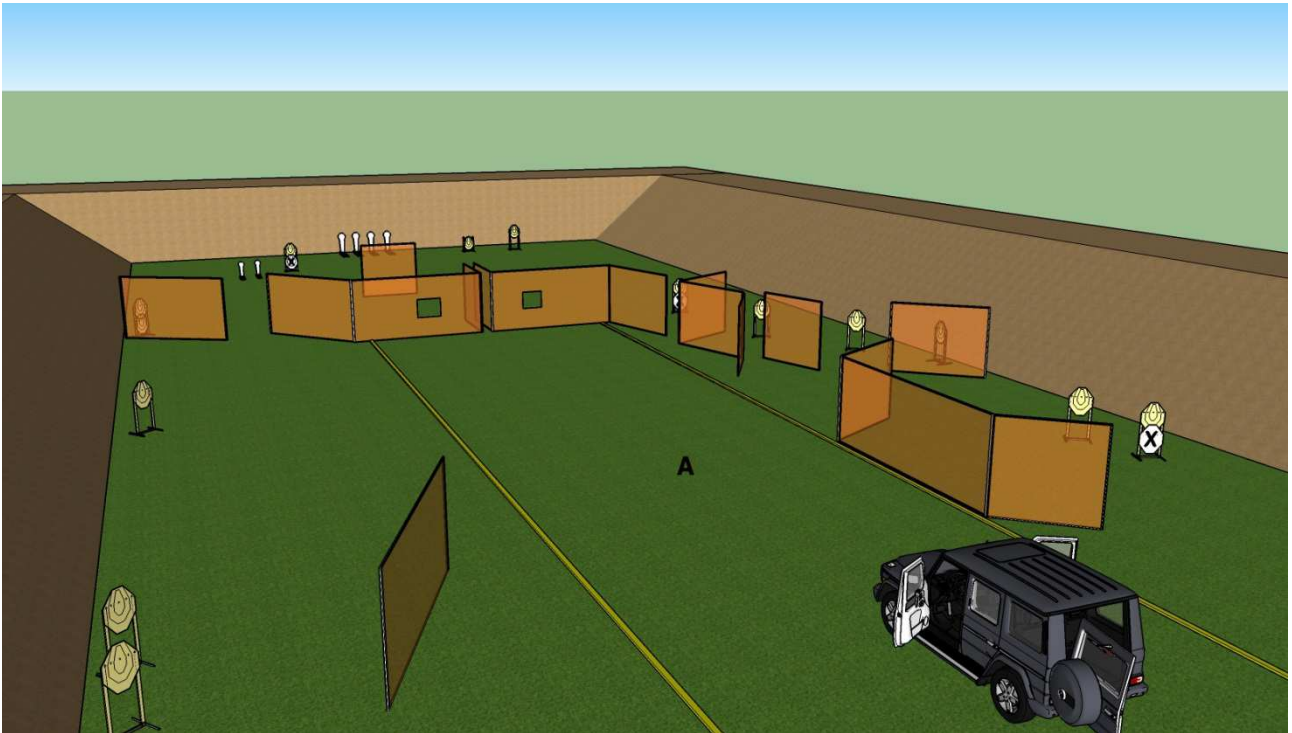
Targets	4 IPSC targets, 1 IPSC popper, some NS targets
Minimum Rounds	9
Max Points	50 (10 points popper)
Course type	Short course
Distance	100-300m
Rifle Ready Condition	Option 3, rifle flat on the table.
Start Position	Sitting in the chair, facing downrange.
Time Starts	On audible signal
Procedure	Engage all targets from the designated area. Note: All magazines/ammunition on the other table than the rifle.
Designer	Masa Kuitunen and Taisto Takkumaki

Stage 11: Blue Mountain



Targets	10 IPSC targets
Minimum Rounds	20
Max Points	100
Course type	Medium course
Distance	10-300m
Rifle Ready Condition	Option 1
Start Position	Heels touching the back fault line.
Time Starts	On audible signal
Procedure	Engage all targets from the designated areas A and B. 4 long distance targets must be engaged from area B.
Designer	Masa Kuitunen and Taisto Takkumäki

Stage 12: Great Barrier Reef



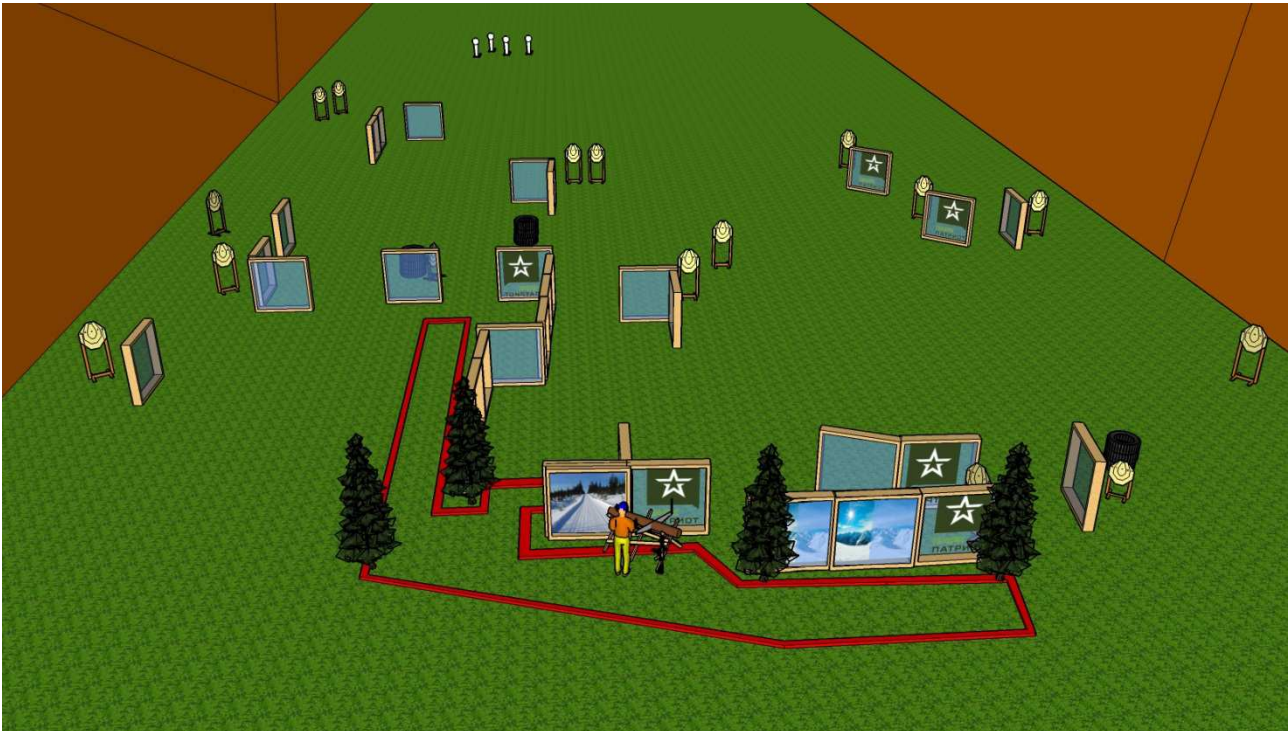
Targets	14 IPSC targets, 4 IPSC poppers, 2 IPSC mini poppers, some NS targets
Minimum Rounds	34
Max Points	170
Course type	Long course
Distance	5-200m
Rifle Ready Condition	Option 3. Rifle is inside the trunk of the car
Start Position	Sitting in the back seat of the car.
Time Starts	On audible signal
Procedure	Engage all targets from the designated area.
Designer	Masa Kuitunen and Taisto Takkumaki

Stage 13: Panda



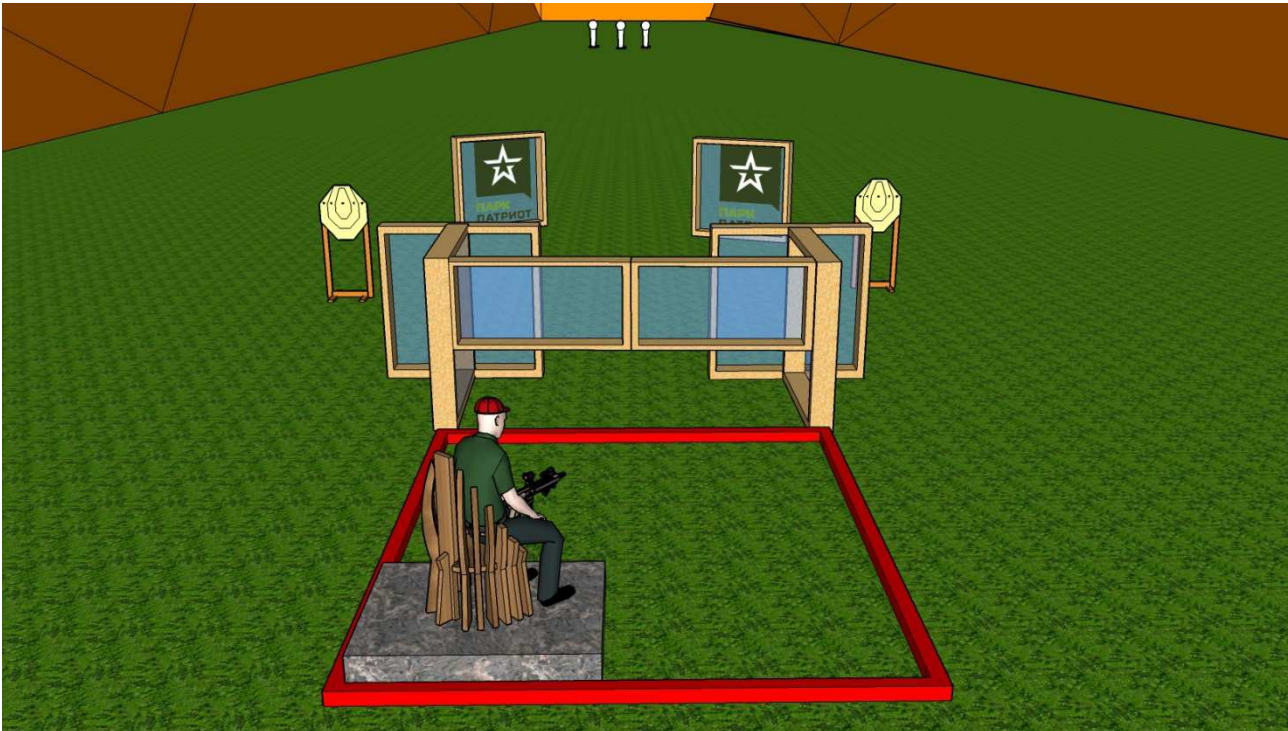
Targets	2 IPSC targets, 3 IPSC popper
Minimum Rounds	5
Max Points	35
Course Type	Short course
Distance	25-80m
Rifle Ready Condition	Option 1.
Start Position	Standing on the platform heels touching the marks.
Time Starts	On audible signal
Procedure	Engage all targets from designated area.
Designer	Viatcheslav Denisov

Stage 14: Siberia




Targets	16 IPSC targets, 4 IPSC popper
Minimum Rounds	36
Max Points	180
Course Type	Long course
Distance	10-200m
Rifle Ready Condition	Option 2, on marked place.
Start Position	Standing on the marks holding the saw.
Time Starts	On audible signal
Procedure	Engage all targets from designated area.
Designer	Viatcheslav Denisov

Stage 15: Mediterranean



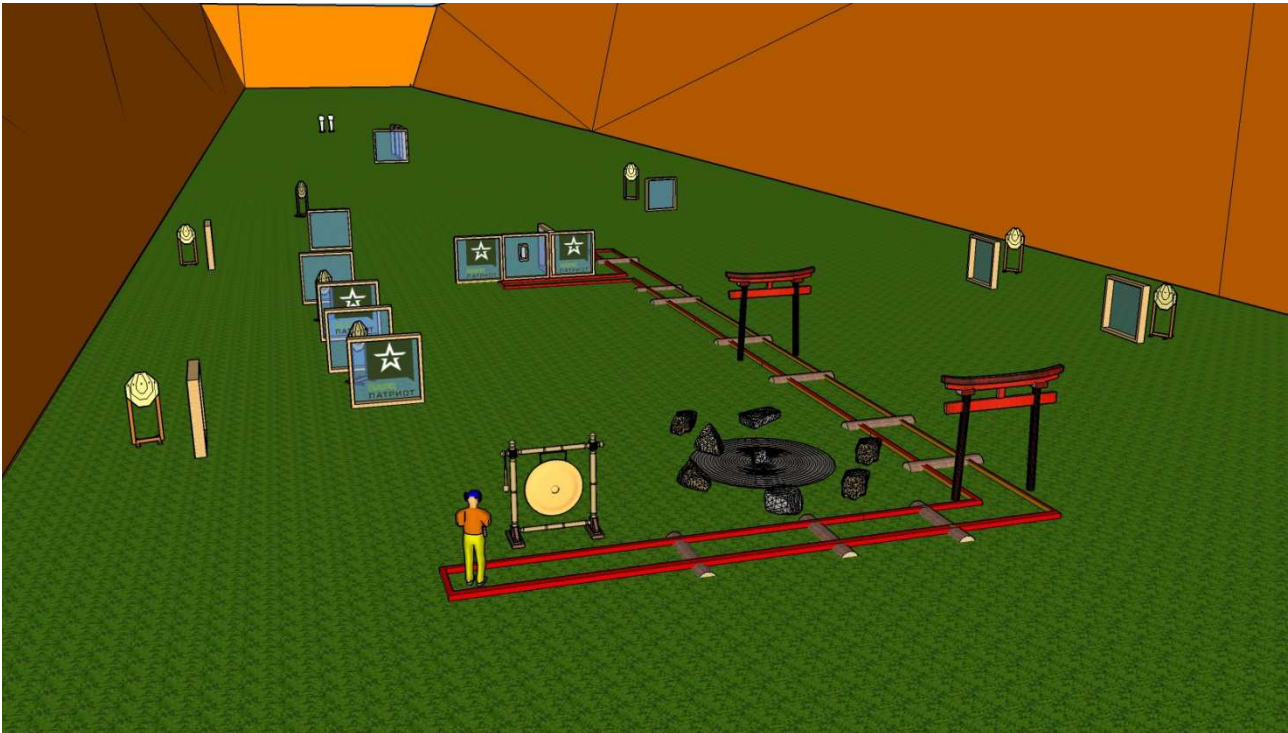
Targets	2 IPSC targets, 3 IPSC popper
Minimum Rounds	7
Max Points	35
Course Type	Short course
Distance	10-200m
Rifle Ready Condition	Option 1
Start Position	Sitting on the chair.
Time Starts	On audible signal
Procedure	Engage all targets from designated area.
Designer	Viatcheslav Denisov

Stage 16: Alps



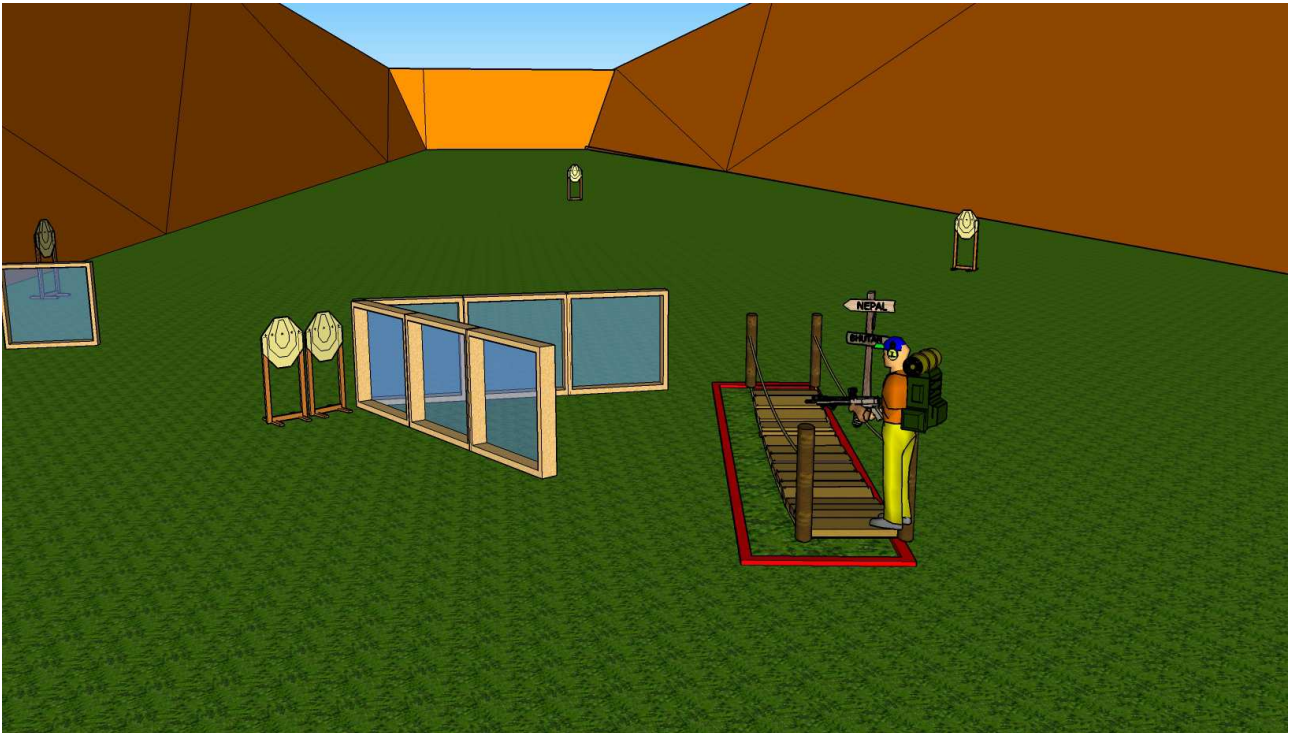
Targets	7 IPSC targets, 3 IPSC popper, some NS targets
Minimum Rounds	17
Max Points	85
Course Type	Medium course
Distance	25-100m
Rifle Ready Condition	Option 2. Rifle flat on the table.
Start Position	Lying on the sun chair.
Time Starts	On audible signal
Procedure	Engage all targets from designated area.
Designer	Viatcheslav Denisov

Stage 17: Fudsiyama



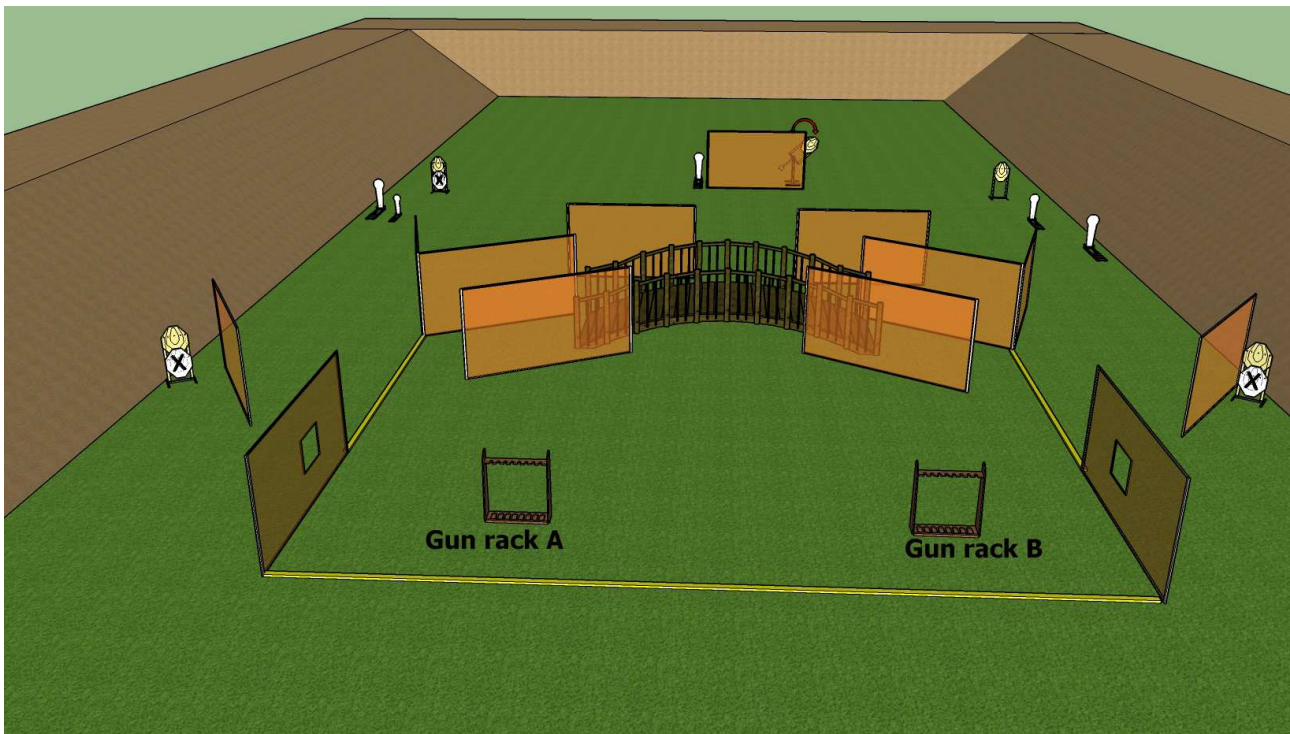
Targets	8 IPSC targets, 2 IPSC popper
Minimum Rounds	18
Max Points	90
Course Type	Medium course
Distance	10-280m
Rifle Ready Condition	Option 1
Start Position	Left feet touching the mark.
Time Starts	On audible signal
Procedure	Engage all targets from designated area.
Designer	Viatcheslav Denisov

Stage 18: Himalaya



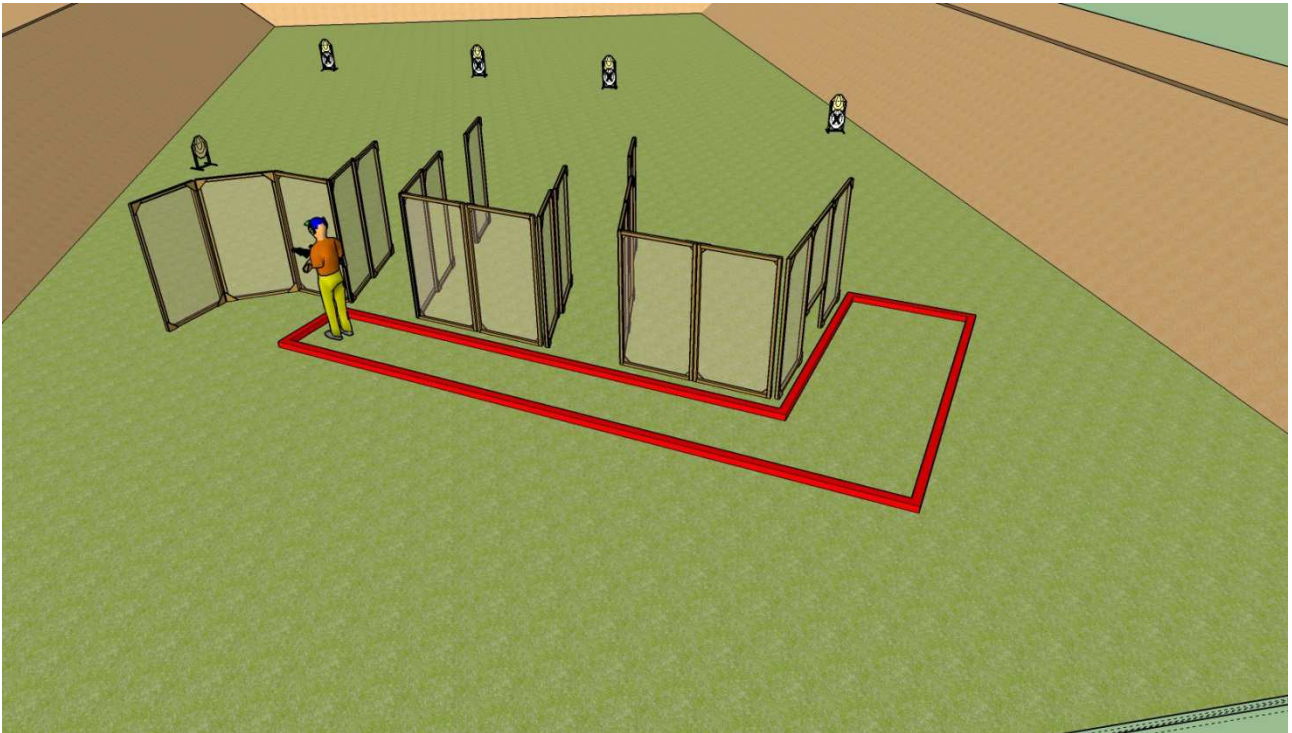
Targets	5 IPSC targets
Minimum Rounds	10
Max Points	50
Course Type	Short course
Distance	10-90m
Rifle Ready Condition	Option 1
Start Position	Standing on the marks.
Time Starts	On audible signal
Procedure	Engage all targets from designated area.
Designer	Viatcheslav Denisov

Stage 19: Grand Canyon



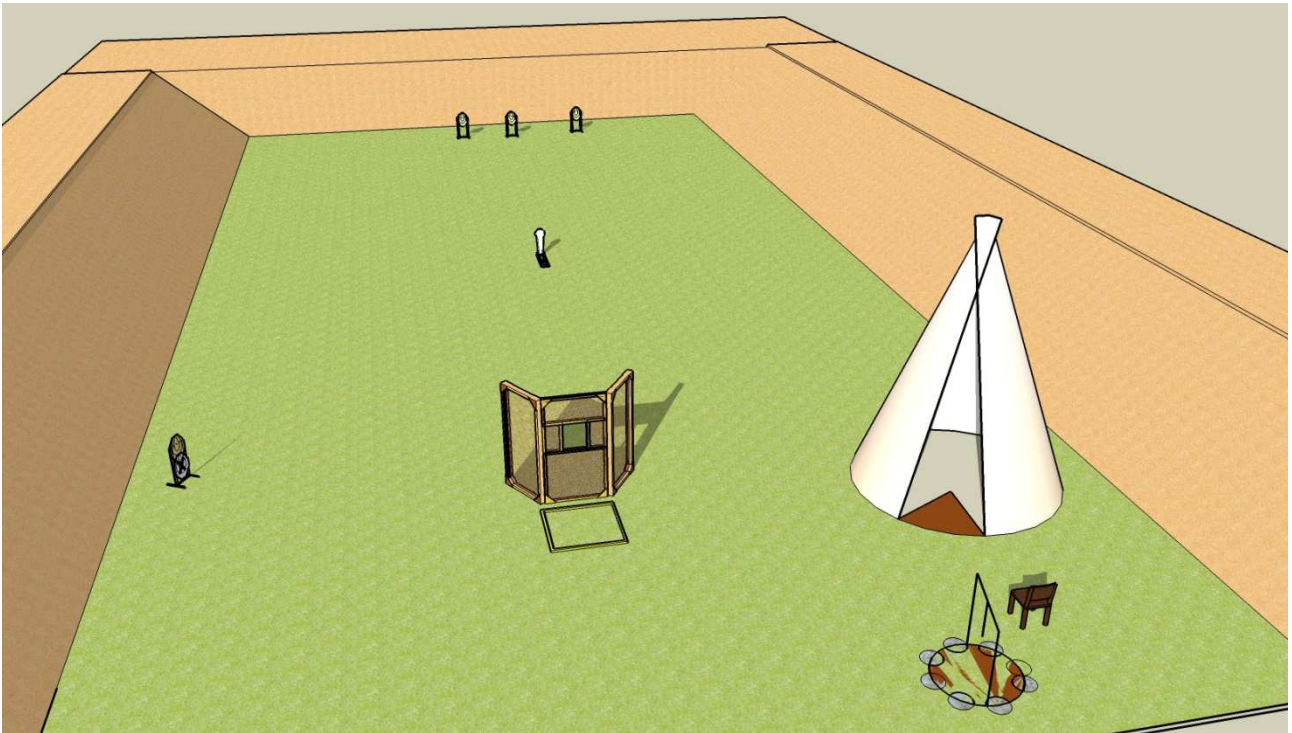
Targets	5 IPSC targets, 3 IPSC poppers, 2 IPSC mini poppers, some NS targets
Minimum Rounds	15
Max Points	75
Course Type	Medium course
Distance	10-300m
Rifle Ready Condition	Option 2, rifle in the rack A or B
Start Position	Hands touching the marks on either window.
Time Starts	On audible signal
Procedure	Engage all targets from designated area. Popper releases the swinger. Moving targets remain visible at rest.
Designer	Benjamin Alexander

Stage 20: Gold Rush



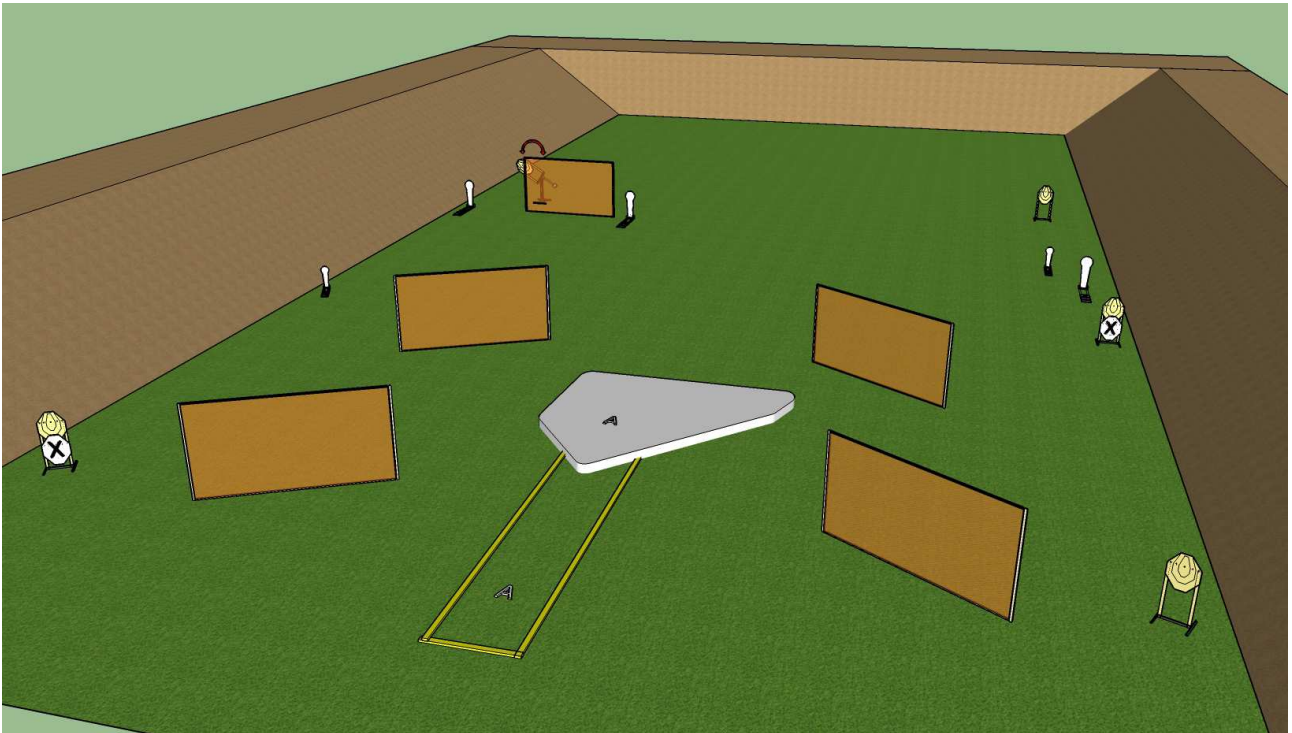
Targets	5 IPSC targets, some NS targets
Minimum Rounds	10
Max Points	50
Course Type	Short course
Distance	61-200m
Rifle Ready Condition	Option 1
Start Position	Toes touching the front fault line.
Time Starts	On audible signal
Procedure	Engage all targets from designated area.
Designer	Taisto Takkumaki

Stage 21. Prairie



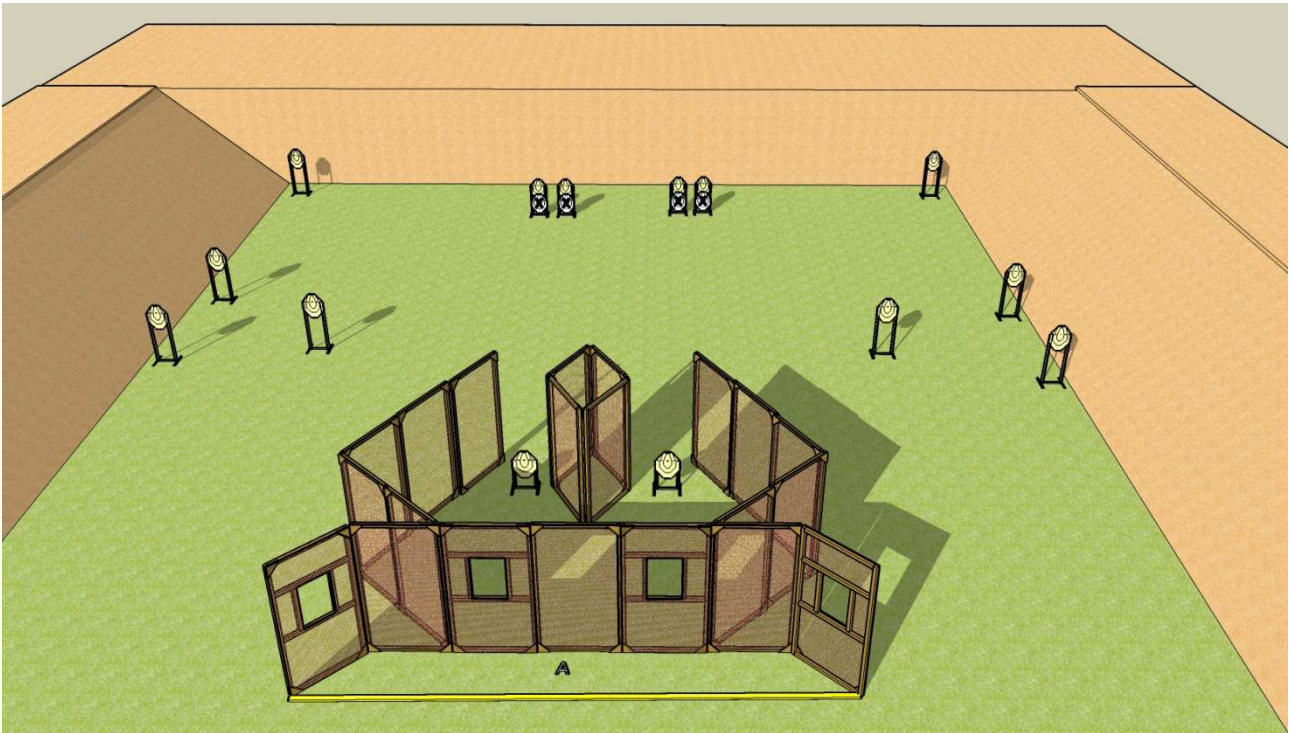
Targets	4 IPSC targets, 1 IPSC mini popper
Minimum Rounds	9
Max Points	45
Course Type	Short course
Distance	61-300m
Rifle Ready Condition	Option 1
Start Position	Sitting on the chair.
Time Starts	On audible signal
Procedure	Engage all targets from the designated area.
Designer	Benjamin Alexander

Stage 22: Alaska



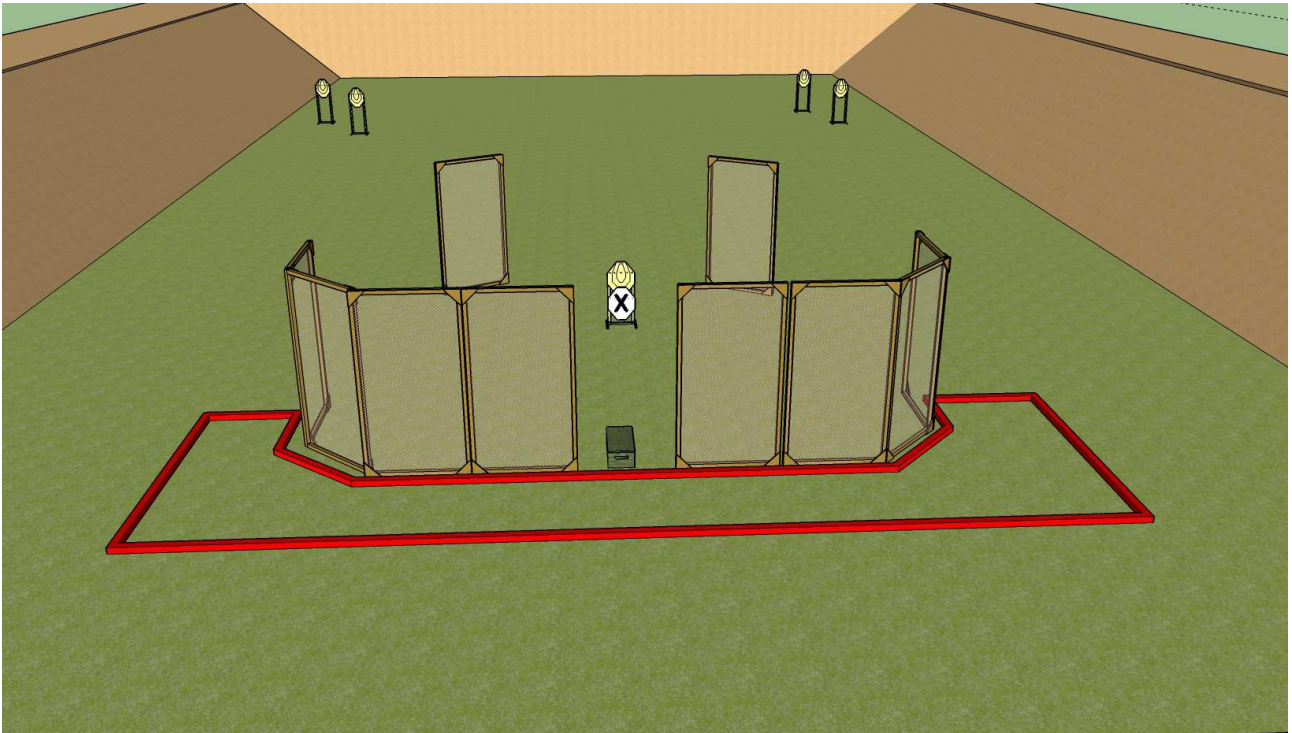
Targets	5 IPSC targets, 3 IPSC poppers, 2 IPSC mini popper, some NS targets
Minimum Rounds	15
Max Points	75
Course Type	Medium course
Distance	30-75m
Rifle Ready Condition	Option 1
Start Position	Standing on area A. Heels touching the marks.
Time Starts	On audible signal
Procedure	Engage all targets from designated areas A and B. Popper releases the swinger. Moving targets remain visible at rest.
Designer	Benjamin Alexander

Stage 23. Bison



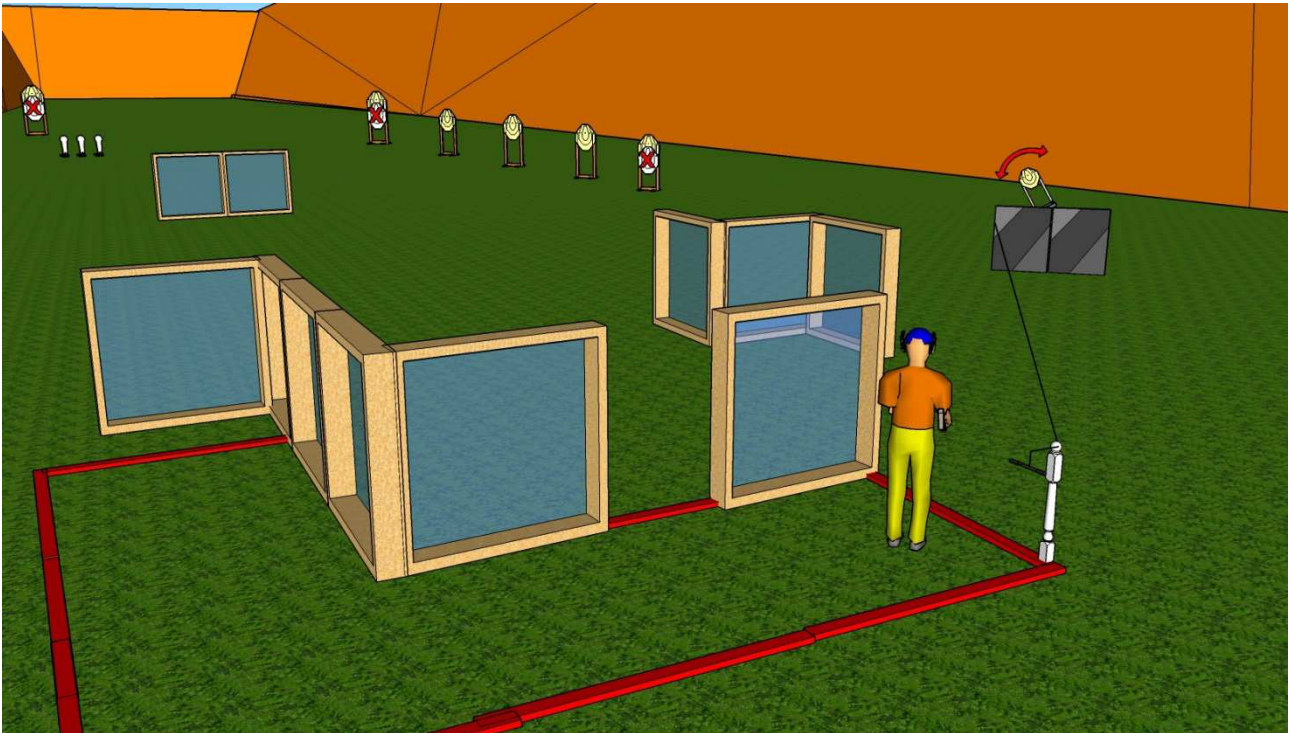
Targets	14 IPSC targets, some NS targets
Minimum Rounds	28
Max Points	140
Course Type	Long course
Distance	5-270m
Rifle Ready Condition	Option 1
Start Position	Heels touching the marks in the middle of back fault line.
Time Starts	On audible signal
Procedure	Engage all targets from the designated area.
Designer	Taisto Takkumaki

Stage 24: Great Lakes



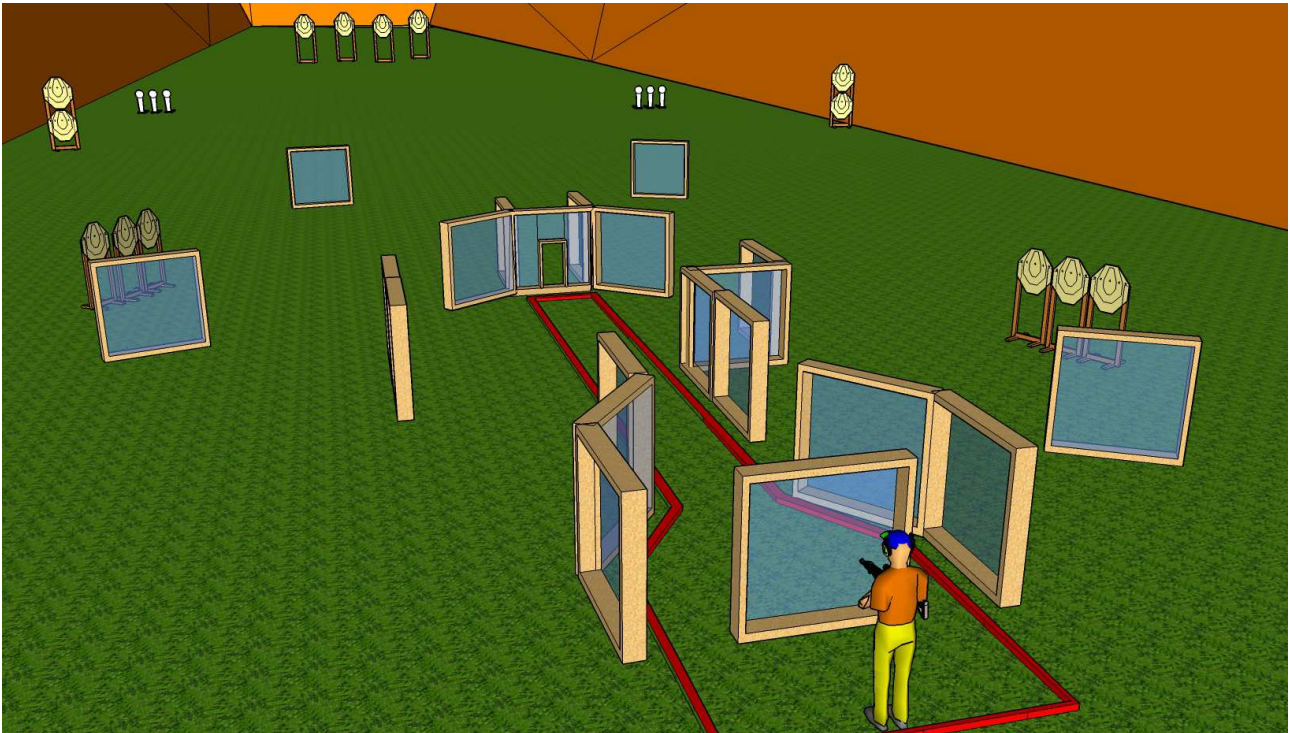
Targets	5 IPSC targets, 1 NS target
Minimum Rounds	10
Max Points	50
Course Type	Short course
Distance	5-90m
Rifle Ready Condition	Option 3. Rifle in the container and lid closed.
Start Position	Heels touching back of the fault line.
Time Starts	On audible signal
Procedure	Engage all targets from designated area.
Designer	Taisto Takkumaki

Stage 25: Titicaca



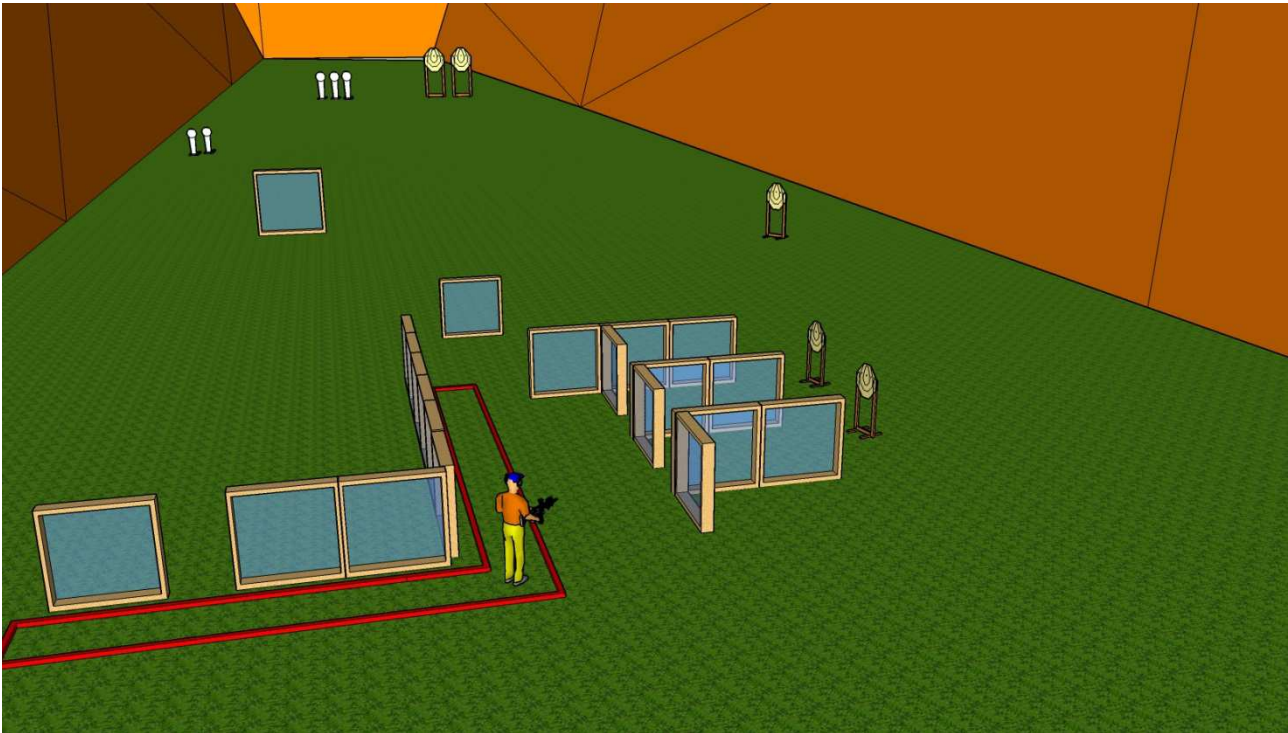
Targets	7 IPSC targets, 3 IPSC mini poppers, some NS targets
Minimum Rounds	17
Max Points	85
Course Type	Medium course
Distance	10-100m
Rifle Ready Condition	Option 1
Start Position	Standing on the marks.
Time Starts	On audible signal
Procedure	Engage all targets from designated area. Pulling handle will release the swinger. Moving targets remain visible at rest.
Designer	Andrey Fedorov, Roman Fedorov

Stage 26: Cordilleras



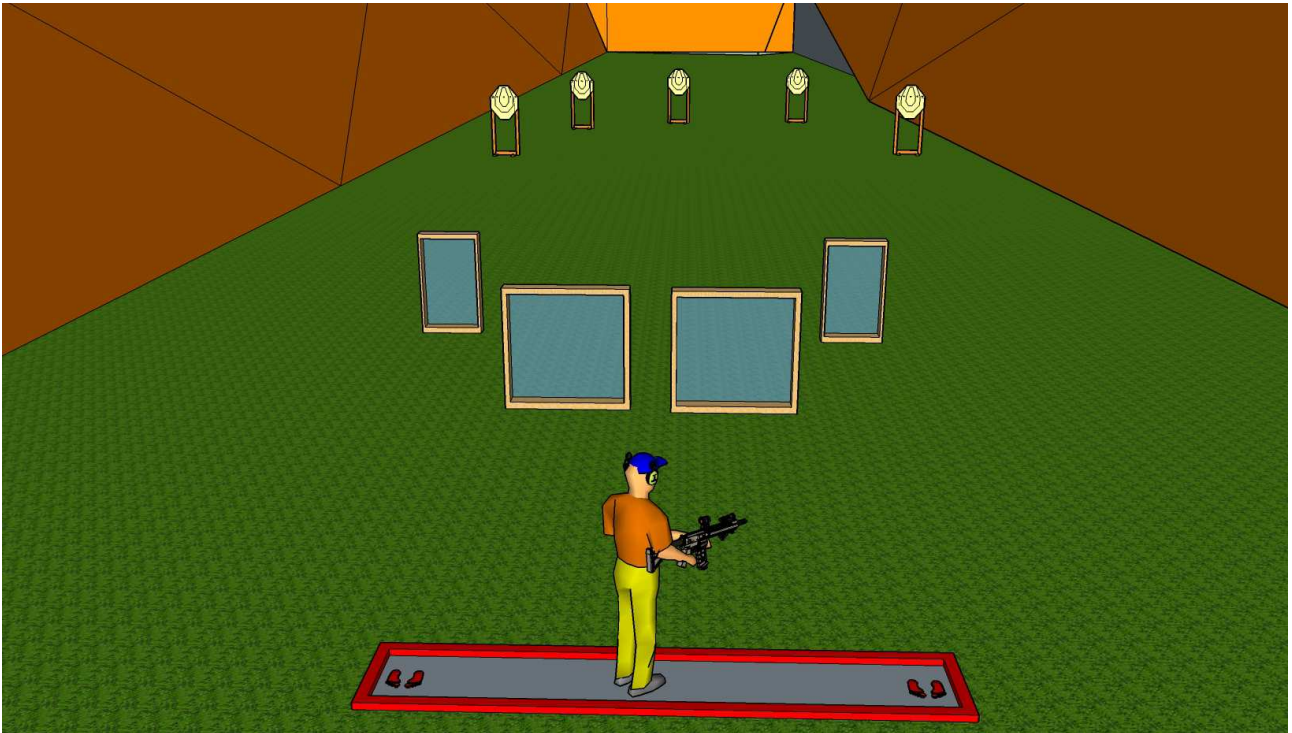
Targets	14 IPSC targets, 6 IPSC poppers, some NS targets
Minimum Rounds	34
Max Points	170
Course Type	Long course
Distance	10-110m
Rifle Ready Condition	Option 1
Start Position	Both heels touching the marks.
Time Starts	On audible signal
Procedure	Engage all targets from designated area.
Designer	IPSC Europe

Stage 27: Machu Picchu



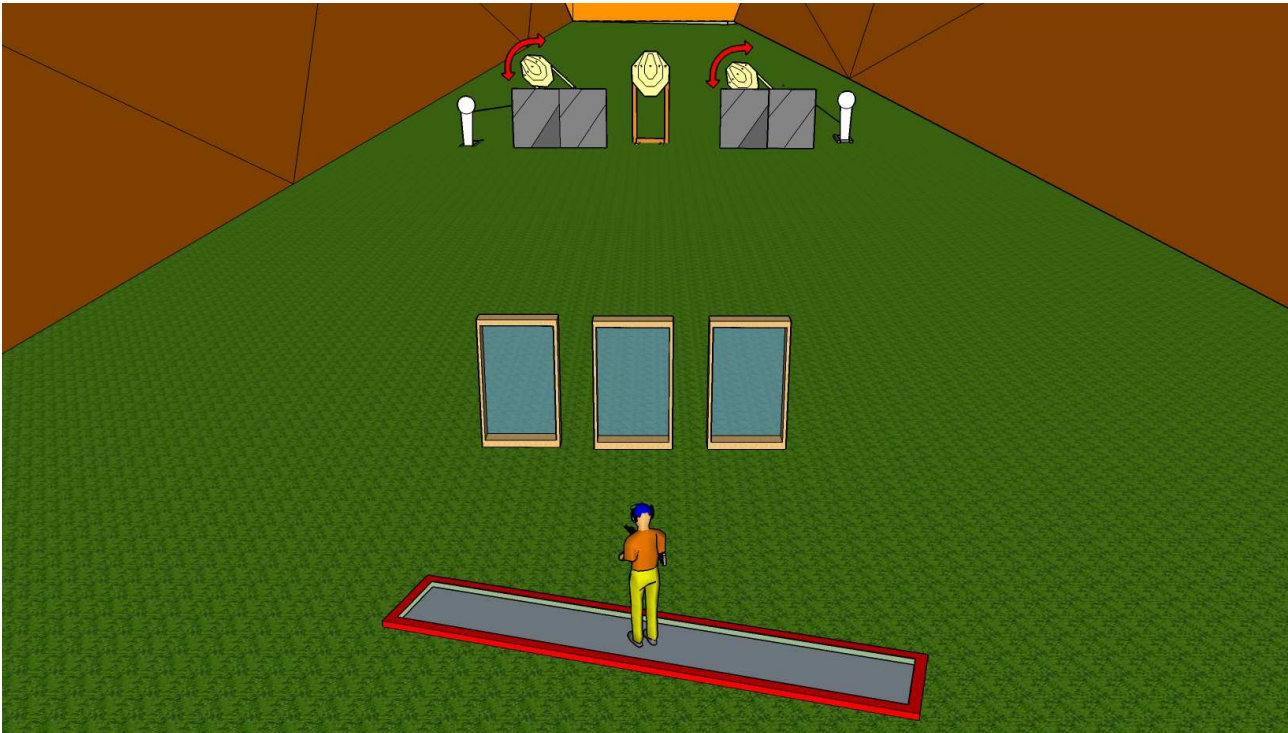
Targets	5 IPSC targets, 3 IPSC poppers, 2 IPSC mini poppers
Minimum Rounds	15
Max Points	75
Course Type	Medium course
Distance	10-200m
Rifle Ready Condition	Option 1
Start Position	Both heels touching the marks.
Time Starts	On audible signal
Procedure	Engage all targets from designated area.
Designer	IPSC Europe

Stage 28: Amazon



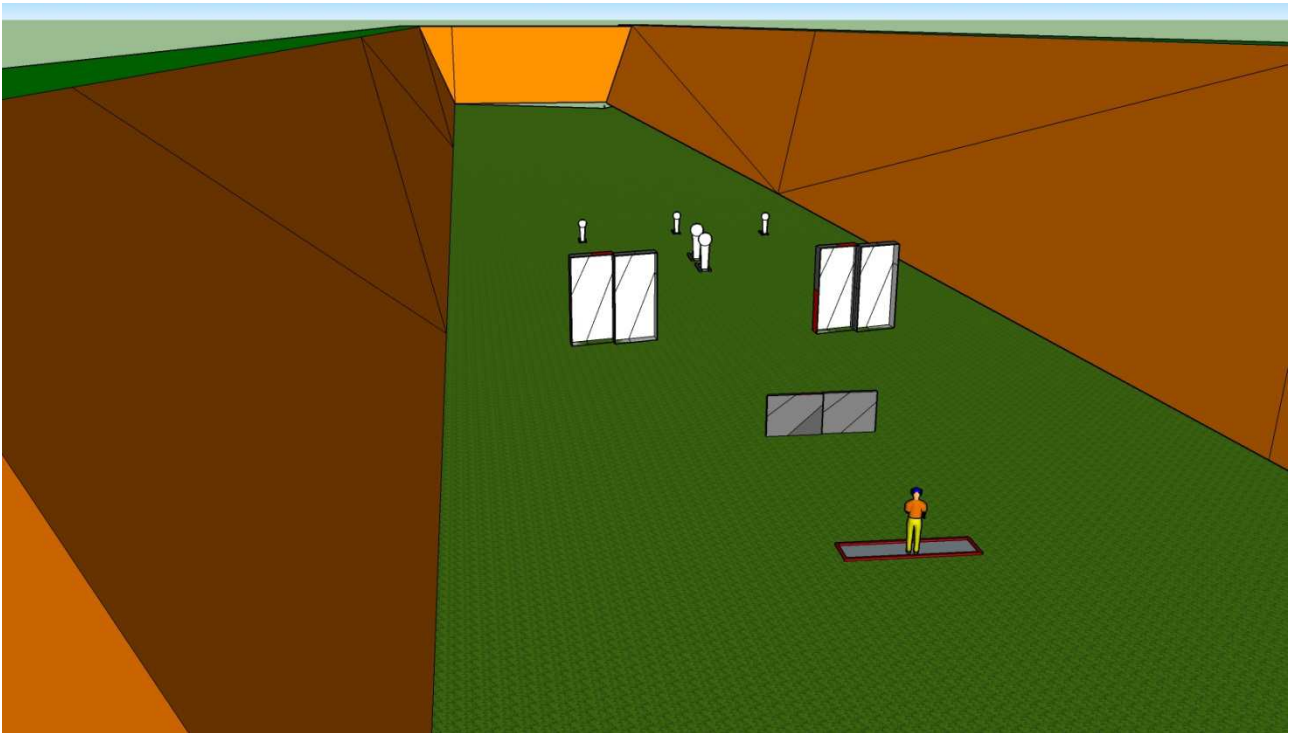
Targets	5 IPSC targets, some NS targets
Minimum Rounds	10
Max Points	50
Course Type	Short course
Distance	70m
Rifle Ready Condition	Option 1
Start Position	Foot touching either side fault line.
Time Starts	On audible signal
Procedure	Engage all targets from designated area.
Designer	IPSC Europe

Stage 29: Anaconda



Targets	3 IPSC targets, 2 IPSC poppers
Minimum Rounds	8
Max Points	40
Course Type	Short course
Distance	75m
Rifle Ready Condition	Option 1
Start Position	Anywhere in the demarcated area.
Time Starts	On audible signal
Procedure	Engage all targets from designated area. Poppers releases the swingers. Moving targets remain visible at rest.
Designer	IPSC Europe

Stage 30: Patagonia



Targets	2 IPSC poppers, 3 IPSC mini poppers
Minimum Rounds	5
Max Points	50 (all metal targets double value)
Course Type	Short course
Distance	80m
Rifle Ready Condition	Option 1, barrel touching the mark on the front fault line.
Start Position	Kneeling. (At least on knee on the ground)
Time Starts	On audible signal
Procedure	Engage all targets from designated area.
Designer	Paula Takkumaki