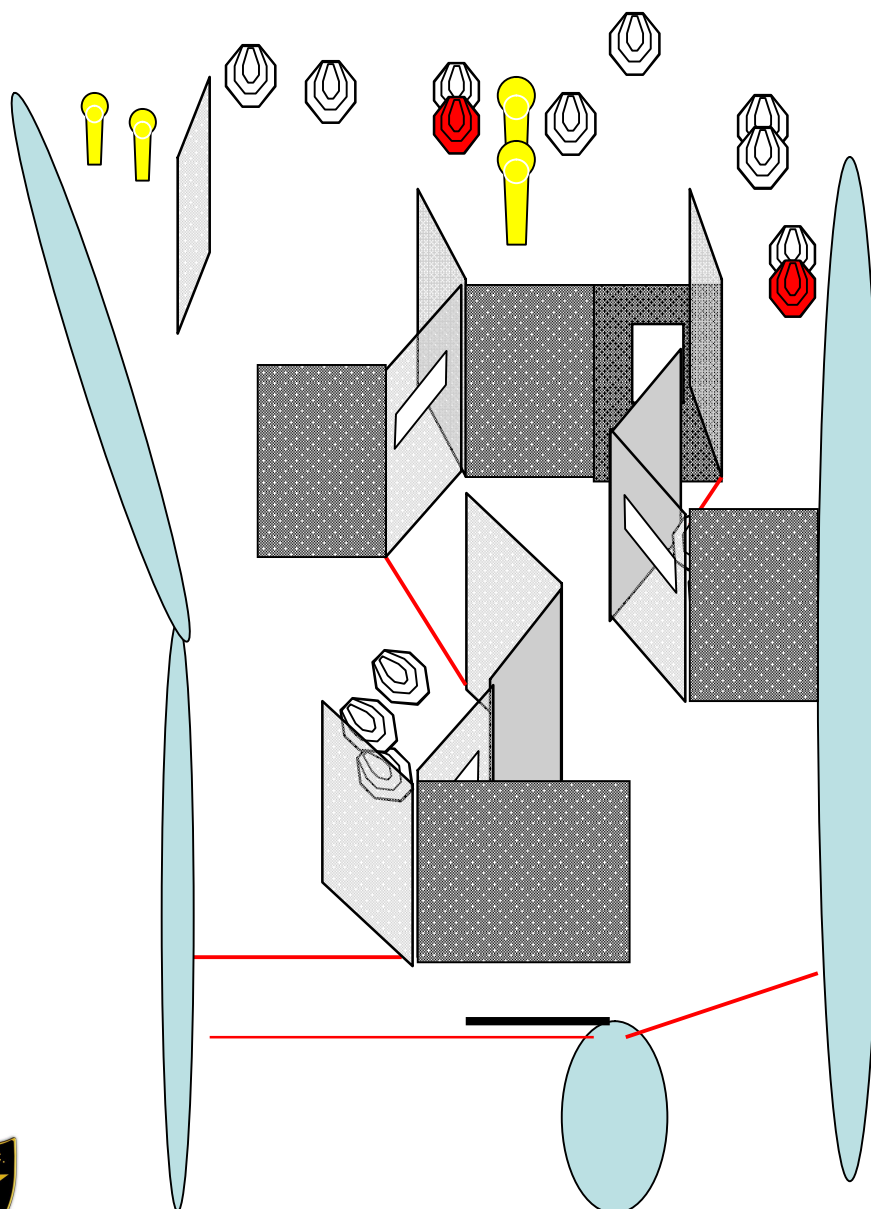


Stage 1



SPRING FEVER 19.05.2019 - L III

32 round



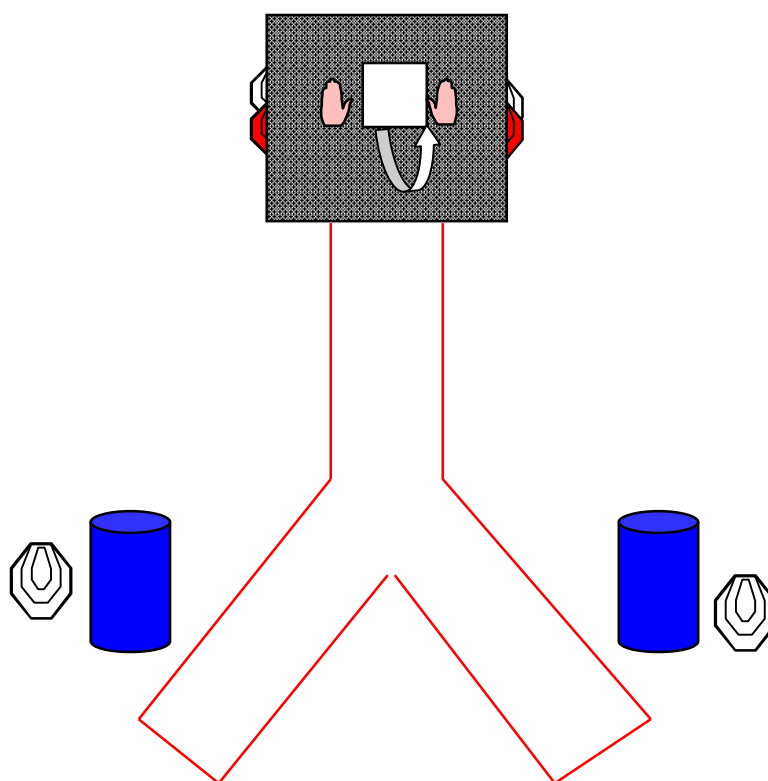
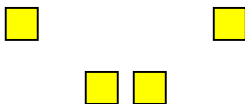
Targets	14 IPSC Targets, 2 IPSC Poppers, 2 IPSC Mini Poppers, NO shoots
Rounds to be scored	32
Start position	Standing, heels touching the black line.
Time starts	Audible signal
Procedure	At the start signal engage targets from within the designated area.

Stage 2



SPRING FEVER 19.05.2019 - L III

12 rounds

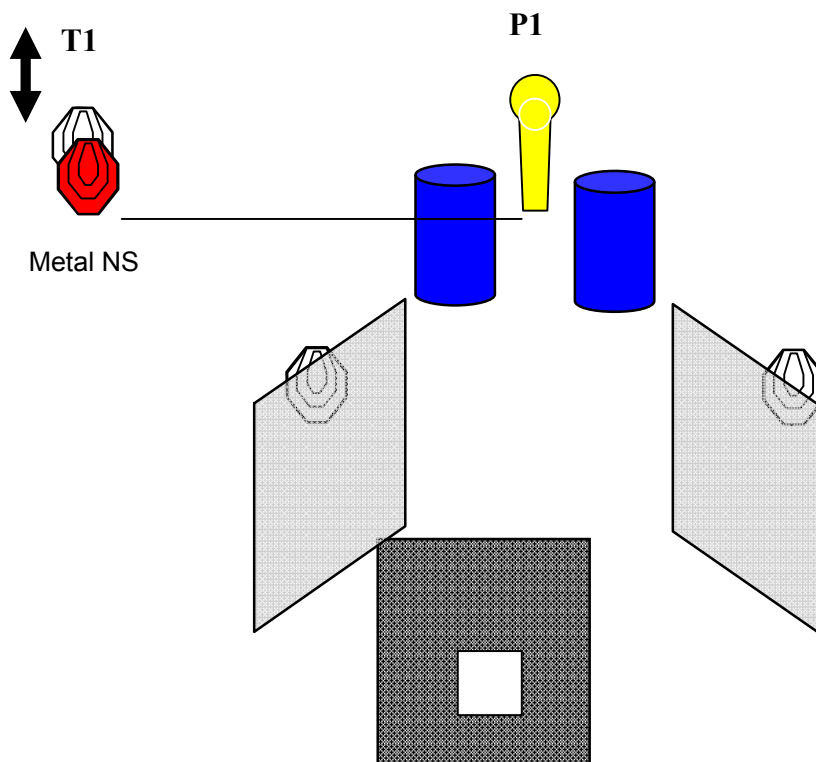


Targets	4 IPSC Targets, 4 IPSC Metal Plates, Noshoots
Rounds to be scored	12
Start position	Standing , palms touching the barricade.
Time starts	Audible signal
Procedure	At the start signal engage targets from within the designated area.



SPRING FEVER 19.05.2019 - L III

9 rounds



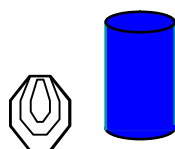
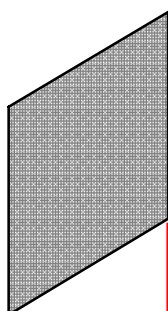

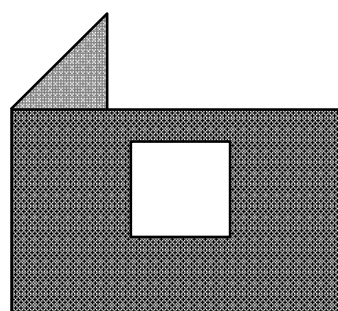

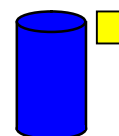
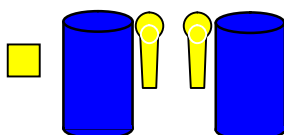
Targets	4 IPSC Targets, 1 IPSC Popper, 1 Metal NO Shoot
Rounds to be scored	9
Start position	Sitting on the chair, heels touching the black line.
Firearm Ready Condition	Chamber empty, magazine inserted
Time starts	Audible signal
Procedure	At the start signal engage targets from within the designated area. P1 activate T1

Stage 4



SPRING FEVER 19.05.2019 - L III

18 rounds



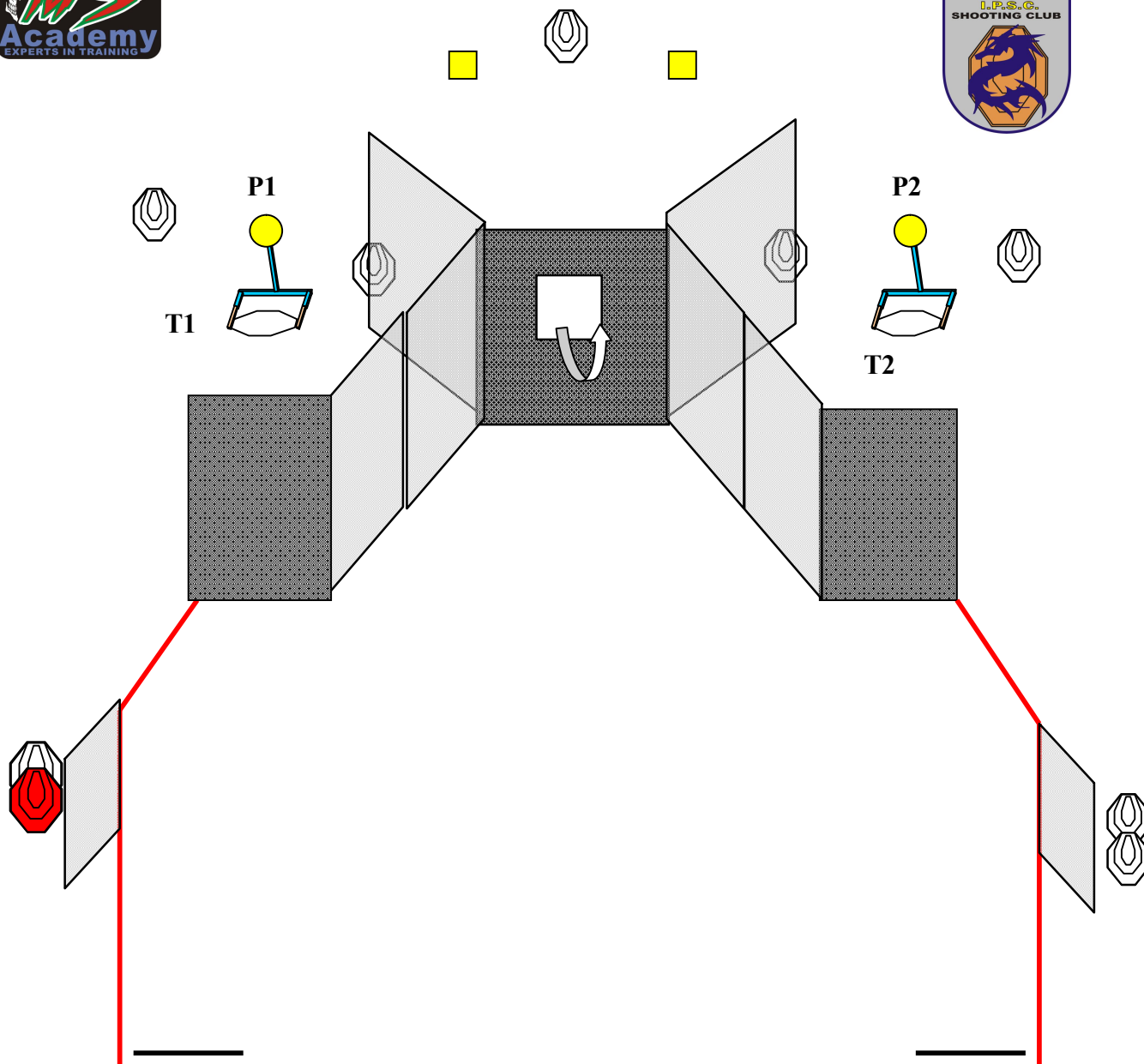
Targets	7 IPSC Targets, 2 IPSC Metal Plates, 2 IPSC MiniPoppers
Rounds to be scored	18
Start position	Standing, anywhere in marked area
Time starts	Audible signal
Procedure	At the start signal engage targets from within the designated area.

Stage 5



SPRING FEVER 19.05.2019 - L III

24 rounds



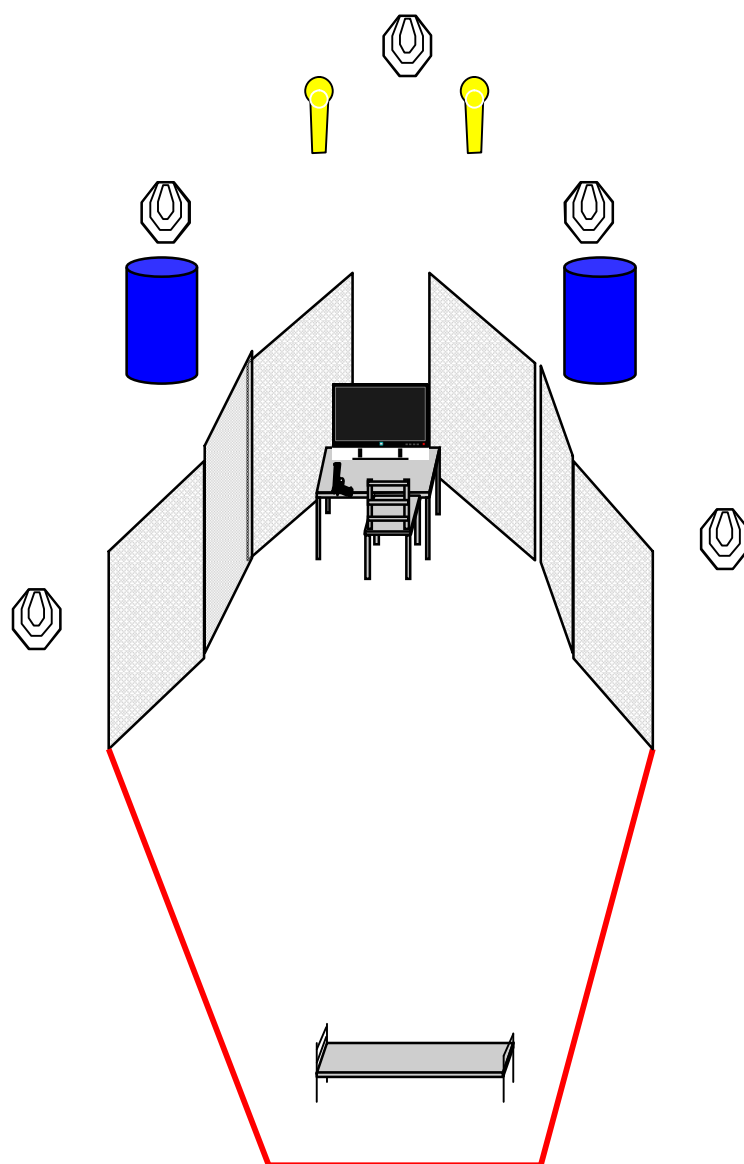
Targets	10 IPSC Targets, 4 IPSC Metal Plates, NS
Rounds to be scored	24
Start position	Standing , heels touching the black line.
Time starts	Audible signal
Procedure	At the start signal engage targets from within the designated area. P1 activate T1. P2 activate T2. All moving targets remain visible at rest.

Stage 6



SPRING FEVER 19.05.2019 - L III

12 rounds



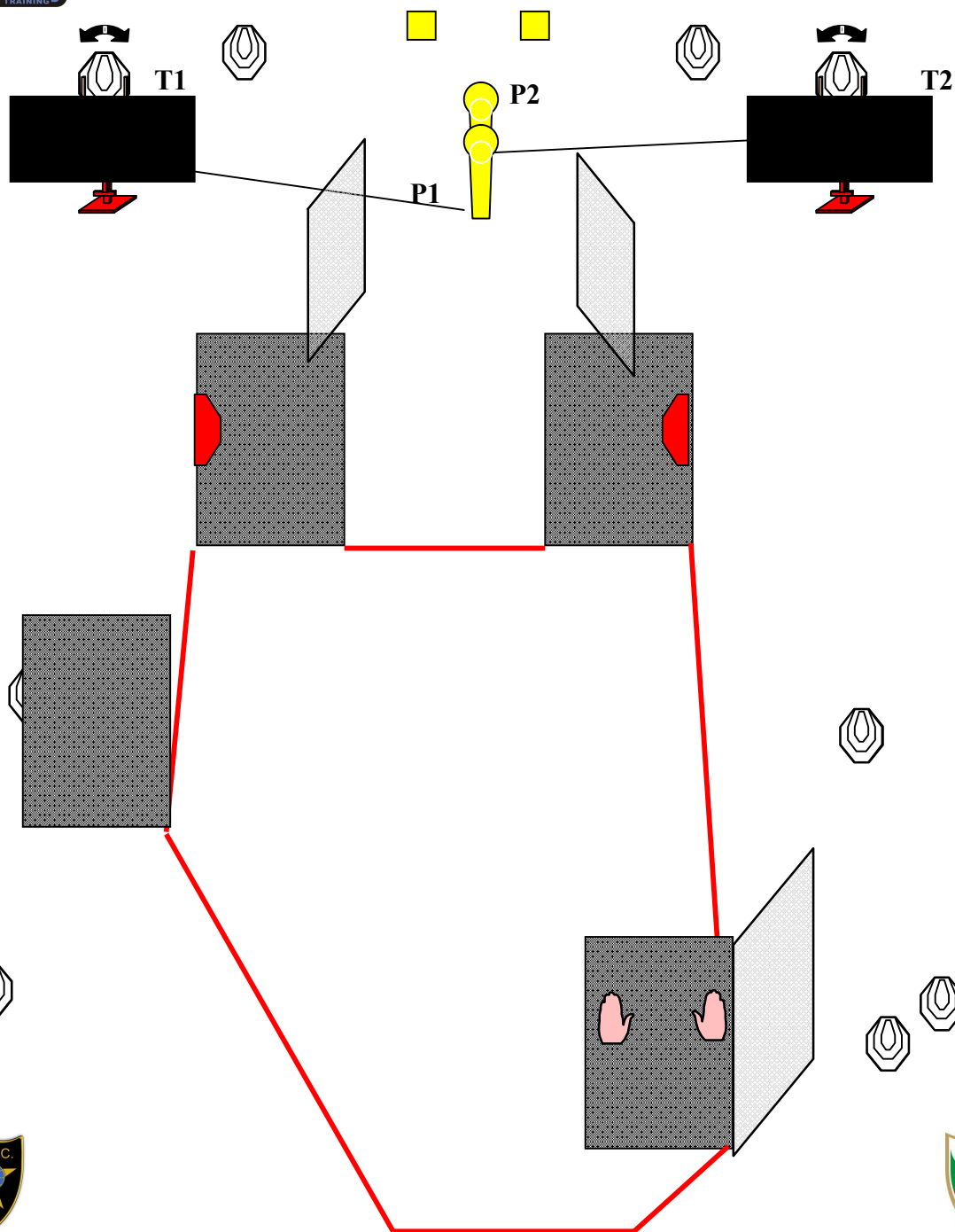
Targets	5 IPSC Targets, 2 IPSC Mini Poppers
Rounds to be scored	12
Start position	Lieing on the bed, as demonstrated by RO.
Firearm Ready Condition	Chamber empty, lieing on the table downrange, all magazines on the belt
Time starts	Audible signal
Procedure	At the start signal engage targets from within the designated area.

Stage 7



SPRING FEVER 19.05.2019 - L III

22 rounds



Targets	9 IPSC Targets, 2 IPSC Poppers, 2 IPSC Metal Plates
Rounds to be scored	22
Start position	Standing , palms touching the marked area.
Time starts	Audible signal
Procedure	At the start signal engage targets from within the designated area. P1 activate T1. P2 activate T2. All moving targets remain visible at rest.

Stage 8



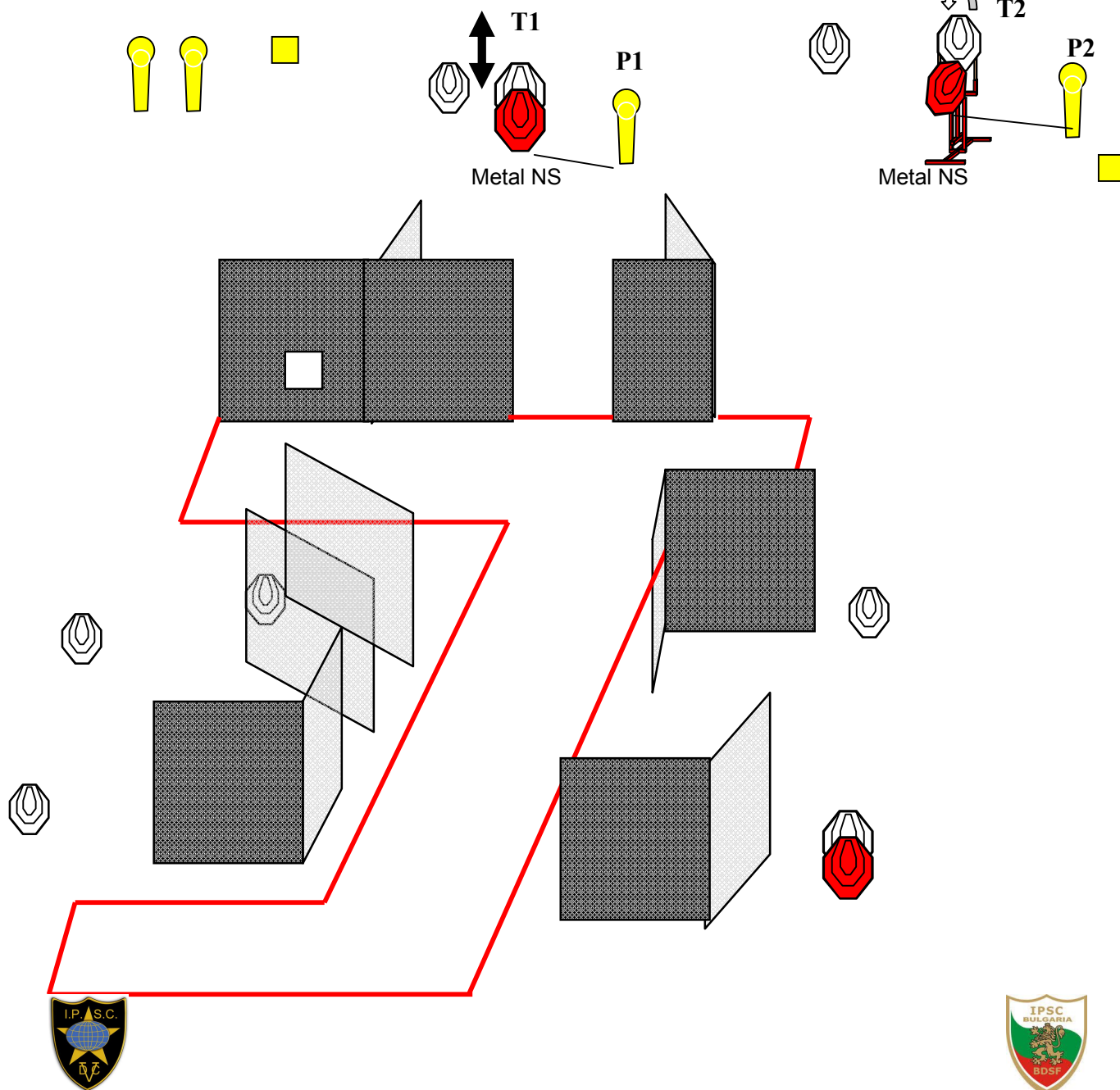
SPRING FEVER 19.05.2019 - L III

11 rounds



Targets	4 IPSC Targets, 2 IPSC Mini Poppers, 5 IPSC Metal Plates
Rounds to be scored	11
Start position	Sitting on swinger during at the whole course of fire.
Firearm Ready Condition	Chamber empty, lying on the swinger downrange, all magazines on the belt.
Time starts	Audible signal
Procedure	At the start signal, have to remain seated, engage targets from swinger STRONG hand only. ONE SHOT minimum per target. Feet do not touch the ground.

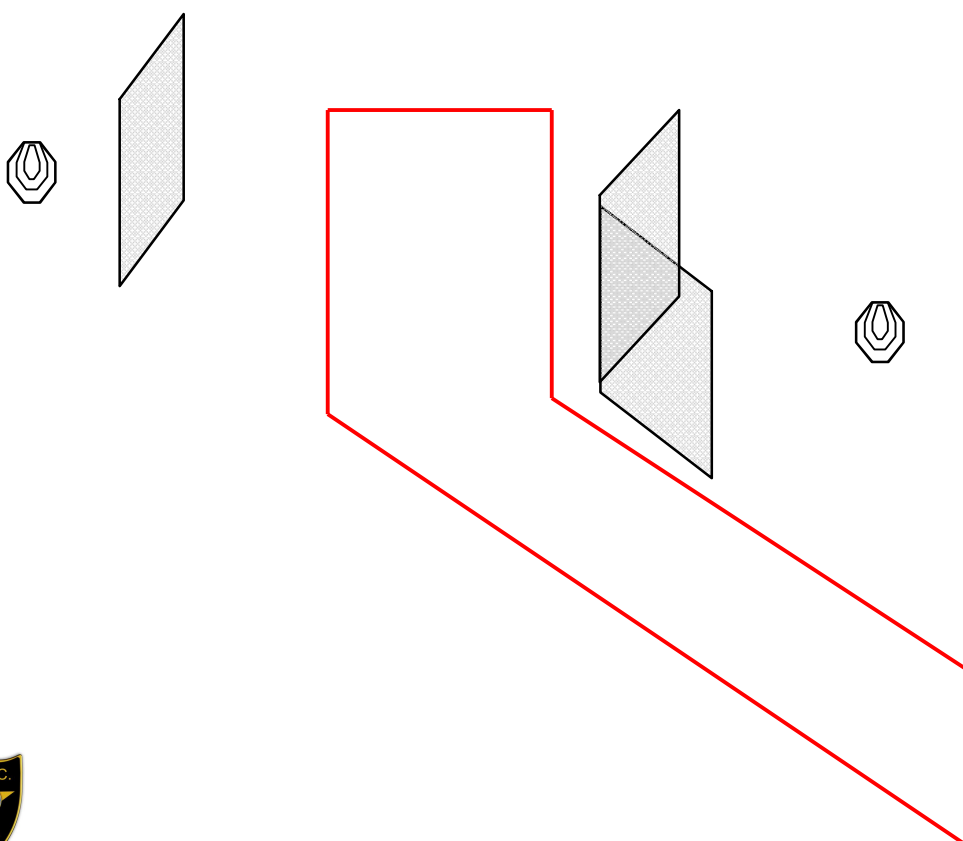
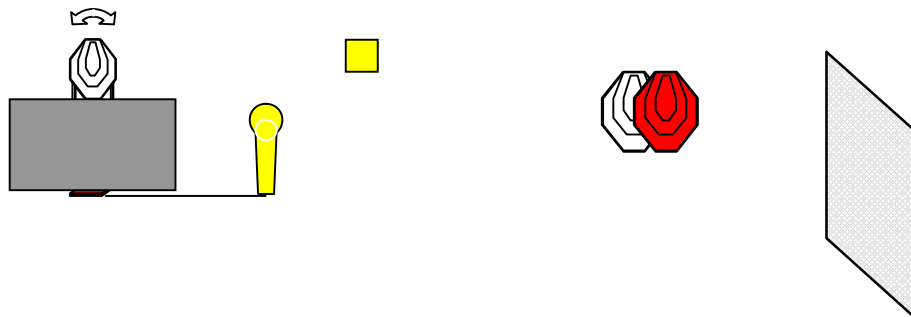
24 rounds



Targets	9 IPSC Targets, 4 IPSC Poppers, 2 IPSC Metal Plates
Rounds to be scored	24
Start position	Standing, anywhere in marked area
Time starts	Audible signal
Procedure	At the start signal engage targets from within the designated area. P1 activate T1. P2 activates T2, T3. All moving targets remain visible at rest.

Stage 10

SPRING FEVER 19.05.2019 - L III

12 rounds

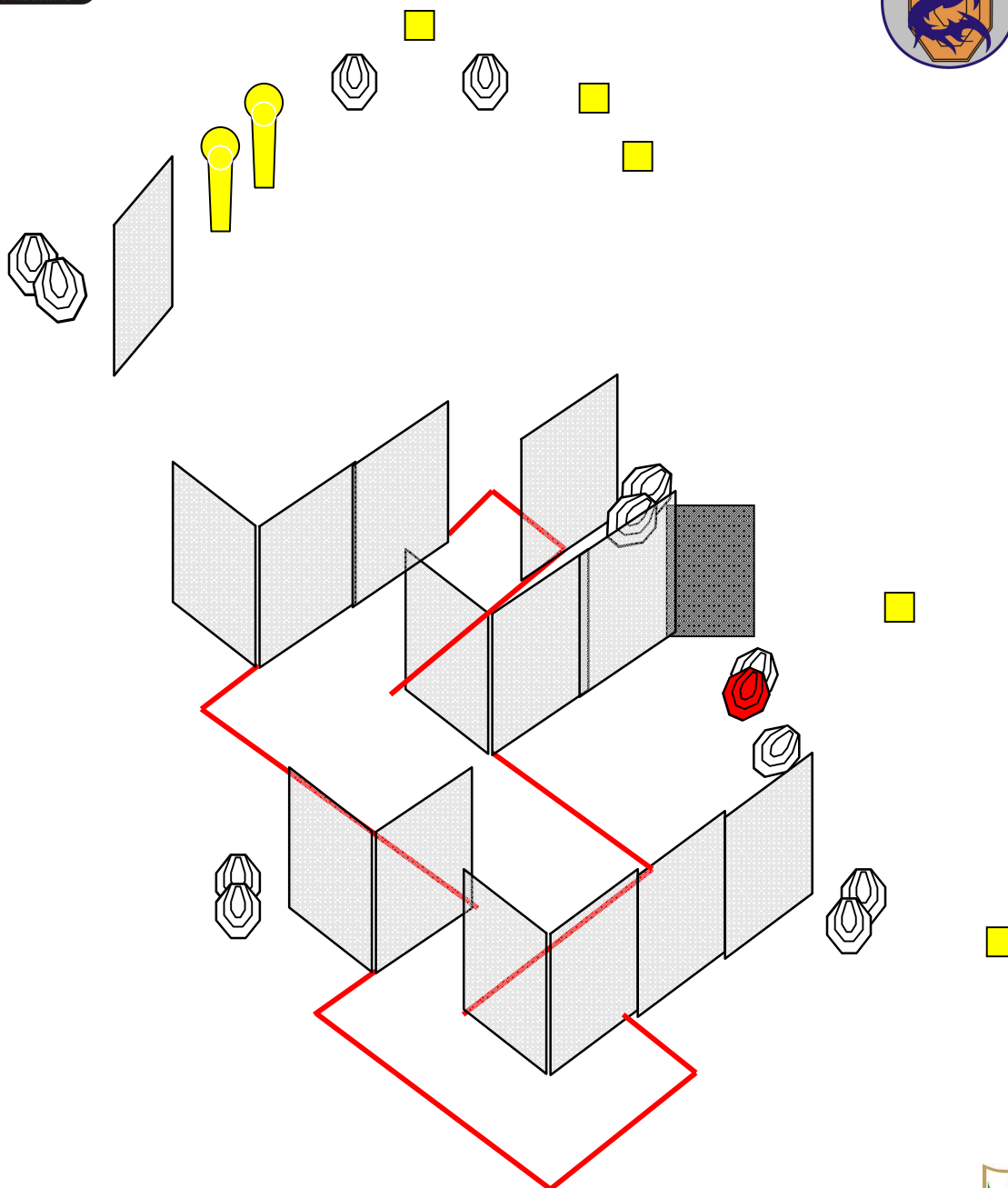
Targets	4 IPSC Targets, 1 IPSC Popper, 3 IPSC Metal plates
Rounds to be scored	12
Start position	Standing, anywhere in marked area
Firearm Ready Condition	Chamber empty, magwell empty
Time starts	Audible signal
Procedure	At the start signal engage targets from within the designated area.

Stage 11



SPRING FEVER 19.05.2019 - L III

31 rounds



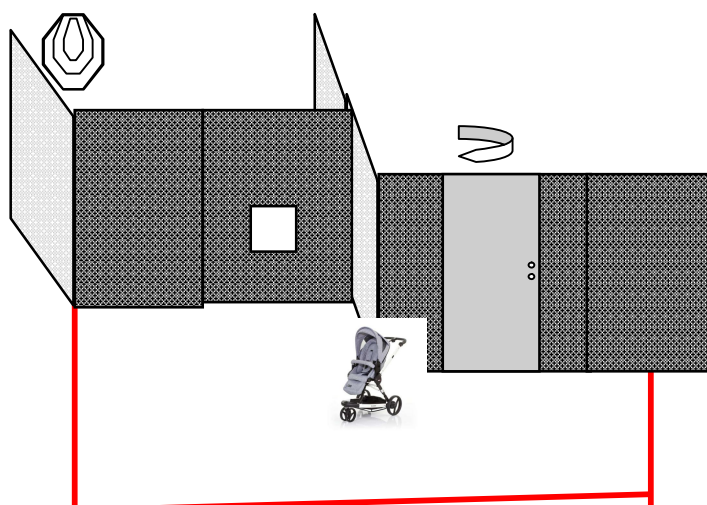
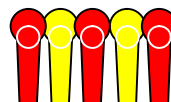
Targets	12 IPSC Targets, 2 IPSC Poppers, 5 IPSC Metal Plates, NO shoots
Rounds to be scored	31
Start position	Standing, anywhere in marked area
Procedure	At the start signal engage targets from within the designated area.

Stage 12



SPRING FEVER 19.05.2019 - L III

11 rounds



Targets	5 IPSC Targets, 2 IPSC Popper, NO shoots
Rounds to be scored	12
Start position	Holding with both hands fixed baby-carriage, as demonstrated by RO.
Time starts	Audible signal
Procedure	At the start signal engage targets from within the designated area.